

Project Renaissance Signage Scope of Works Proposal

Rutherford House, Ingwell Drive,
Westlakes Science & Technology Park
Whitehaven

Summary

Install small entrance monolith, double sided.

N-PID1-1700-DS

Provision for new concrete foundation and electrical power required.

Sign 1 - Supply and fit 1 x double sided internally illuminated, small entrance Monolith finished RAL5008, 600mm x 1700mm. Manufacture with longer legs to be buried, saving the need for a foundation and bolt cage.


Services plan required so CBRE and ourselves can work out how to get power to this.
Cap Height - Atkins = 50mm
Logo Height = 266mm



Existing




Proposed



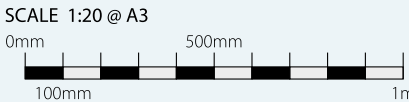
Colour



Location Plan



Elevation



Summary

Remove existing logo ensuring integrity of dry stone wall is maintained.

Install high level illuminated logotype and monogram as illustrated N-BID1-3000-LS.

Refer to drawing AR-A-006 for specification details

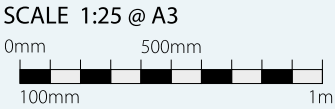

Provision for electrical power to be included.

Sign 2 - Remove existing non illuminated 4800mm x 500mm built-up stainless-steel letters. Supply and fit 1 x stacked AtkinsRealis internally illuminated logo and letters. Sign to be fitted to a polycarbonate backing panel to accommodate the uneven background surface.

Existing sign is 7430mm to top of the letters.

Cap Height - Atkins = 366mm
Logo Height = 2000mm
HTU = 5000mm

AtkinsRéalis




Existing



Proposed



Location Plan



Elevation



Colour