





Existing View - 64.0° Field of View, Planar Projection (28mm fixed Focal Length)






















Existing Wireline View - 65.5° Field of View, Planar Projection



View flat at a comfortable arm's length

Proposed View - 65.5° Field of View, Planar Projection

Key		Mound 1		Mound 4		Mound 7		Mound 10		Mound 13		Mound 16		Mound 19
		Mound 2		Mound 5		Mound 8		Mound 11		Mound 14		Mound 17		
		Mound 3		Mound 6		Mound 9		Mound 12		Mound 15		Mound 18		

	Viewer Height	Ground Height	Viewpoint Grid Reference	Date of Photo	Time of Photo	Field of View	Direction of View	Distance to Development	Principal Distance	Correct Image Size	Camera Used	Lens Used
VP1	1.5m	151.99	299301 519043	10/11/20	10:44	65.5°	203.0°	34m	522mm	820 x 220mm	Canon EOS 5D Mk2	Canon EF 28mm f/1.4 USM