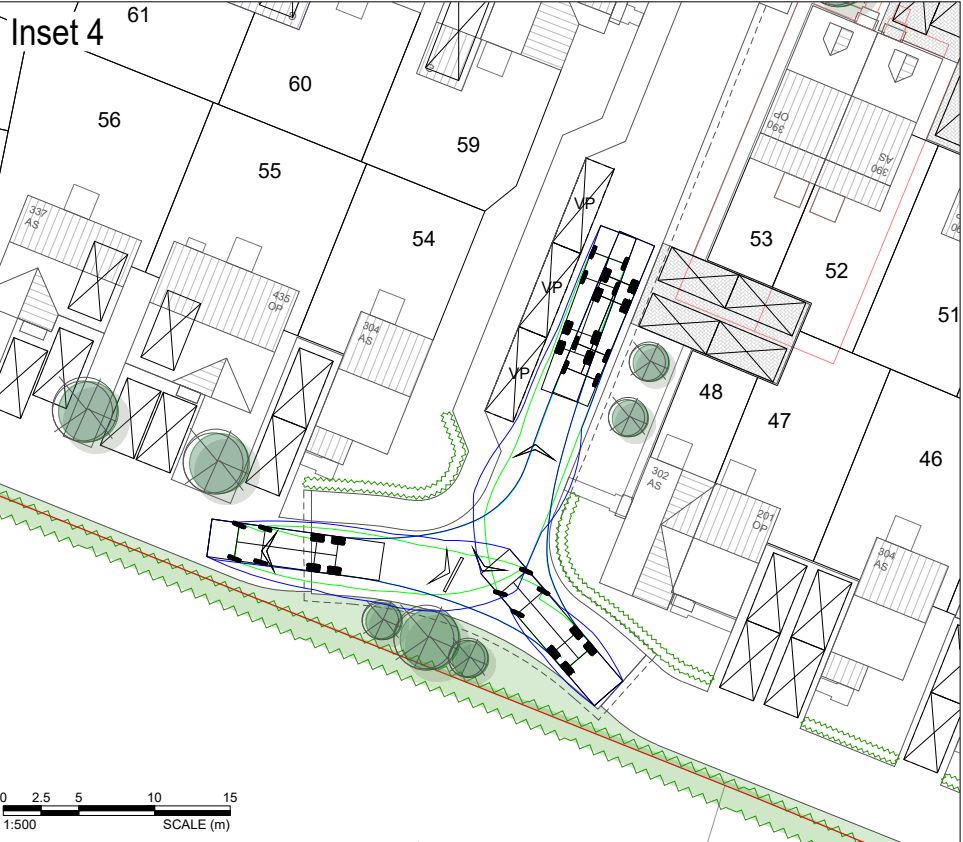
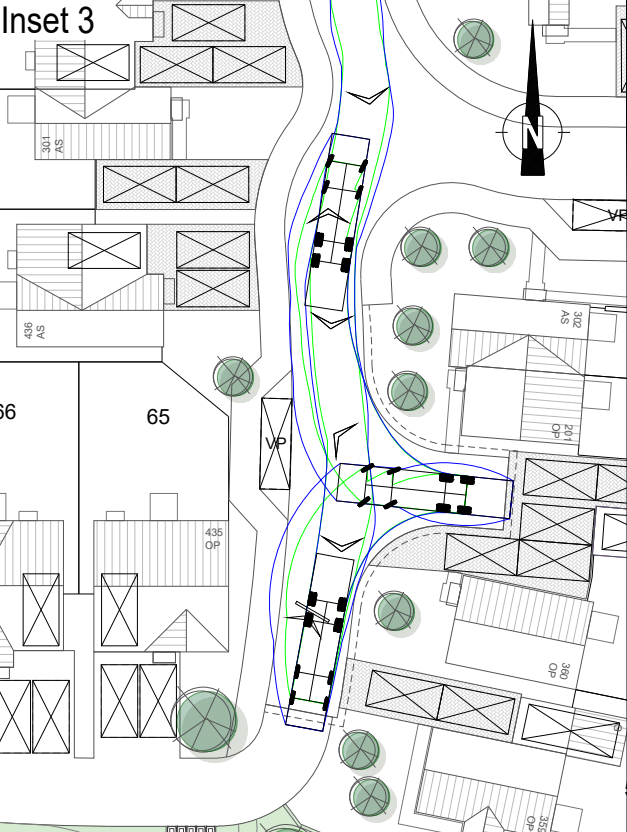
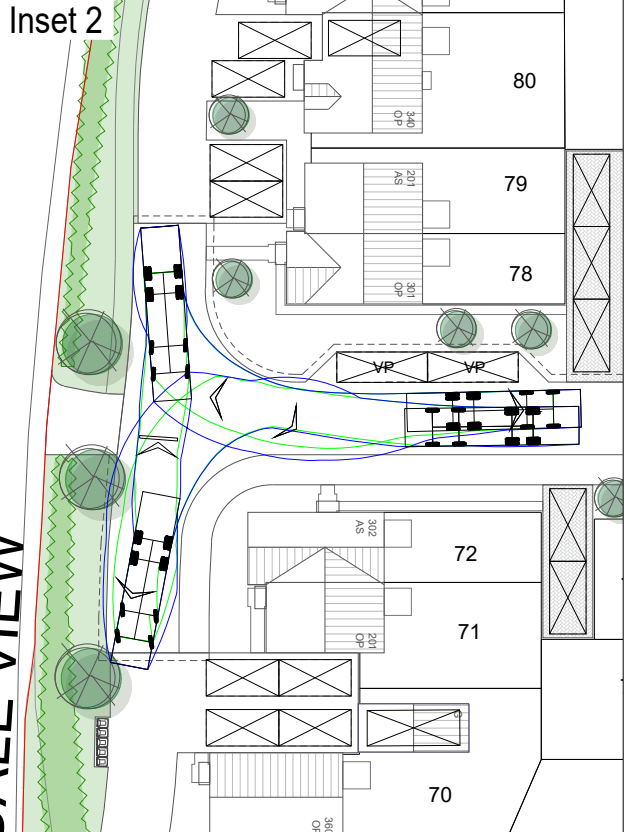


Scale 1:2000



Ordnance Survey © Crown copyright 2024.
All rights reserved. Licence No. 100052073.
NOTE: THE PROPERTY OF THIS DRAWING AND DESIGN IS VESTED IN VECTOS (NORTH) LTD.
IT MUST NOT BE COPIED OR REPRODUCED IN ANY WAY WITHOUT THEIR PRIOR WRITTEN CONSENT.



REV.	DETAILS	DRAWN	CHECKED	DATE
A	Site layout updated	WD	RW	13.04.23
B	Site layout updated	WD	RW	10.04.24

Notes:

- This is not a construction drawing and is intended for illustrative purposes only.
- White lining is indicative only.

11.5m Large Refuse Vehicle (4 axle)

Overall Length 11.500m
Overall Width 2.500m
Overall Body Height 3.751m
Min Body Ground Clearance 0.304m
Track Width 2.500m
Lock to lock time 6.00s
Wall to Wall Turning Radius 11.330m

Uldale View, Egremont

Swept Path Analysis - Refuse Vehicle

DRAWN: WD	CHECKED: RW	DATE: 26.02.24	SCALES: 1:500 at A3
-----------	-------------	----------------	---------------------

Gleeson Homes

SLR

DRAWING NUMBER: VN222370-TR102	REVISION: B
--------------------------------	-------------