

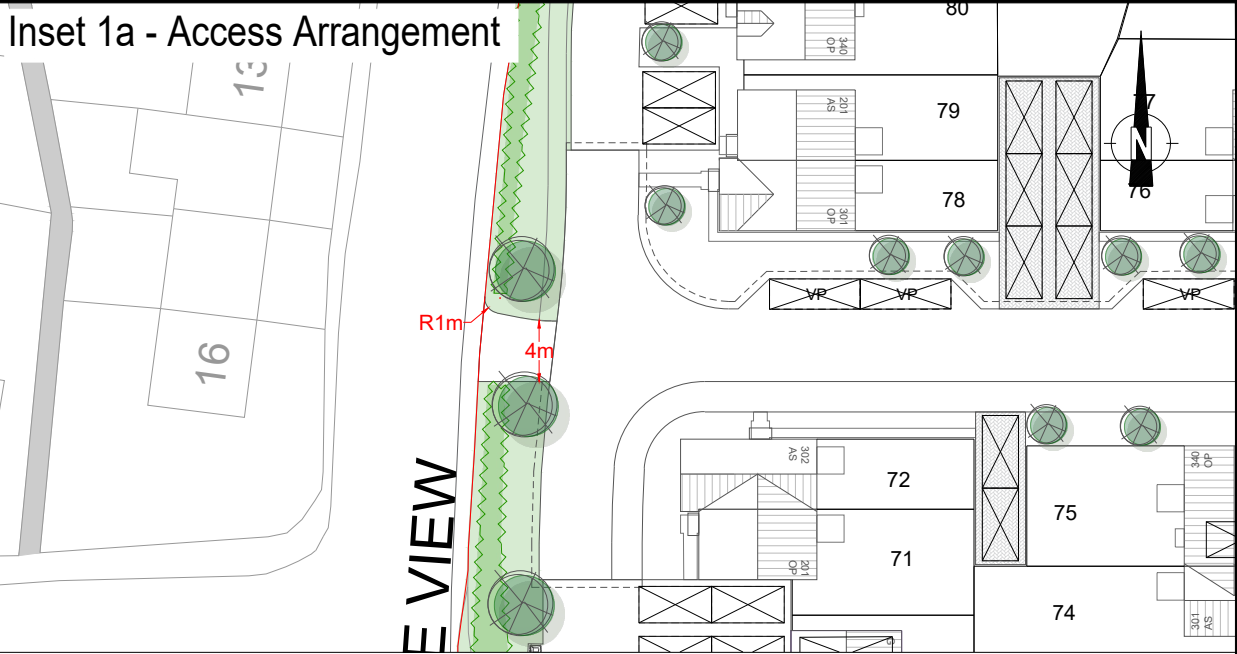
Scale 1:2000



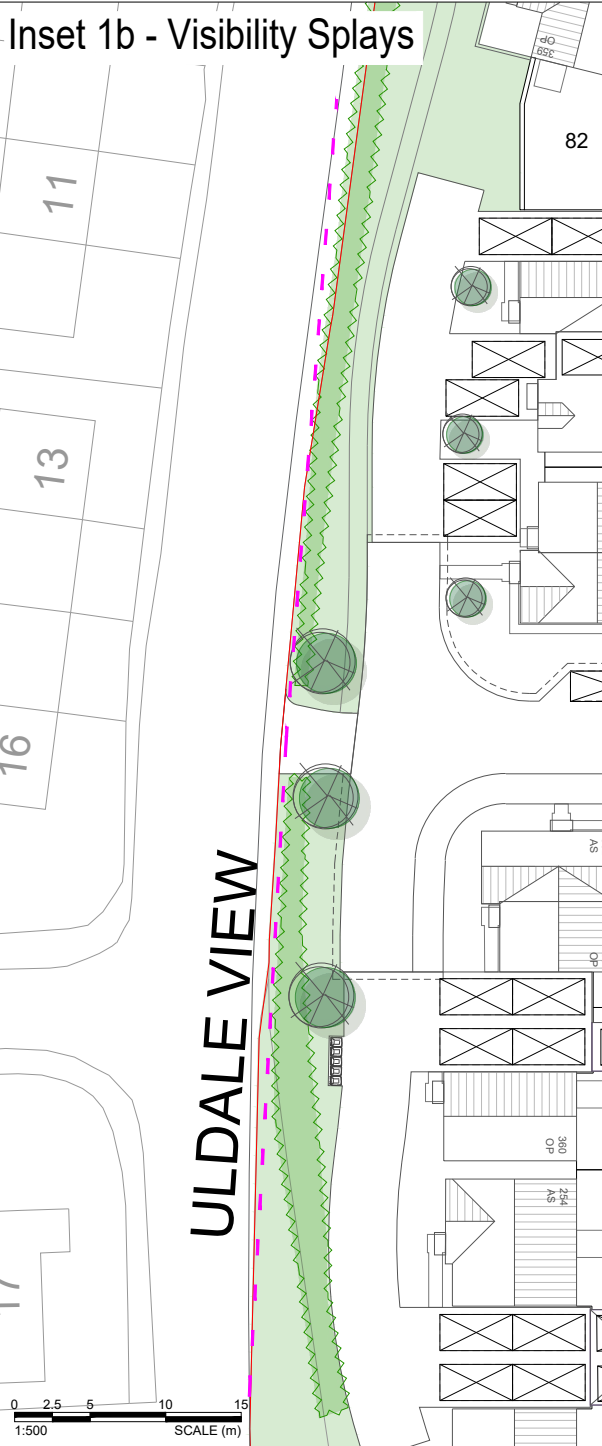
See Inset 1

NOTE: THE PROPERTY OF THIS DRAWING AND DESIGN IS VESTED IN VECTOS (NORTH) LTD.  
IT MUST NOT BE COPIED OR REPRODUCED IN ANY WAY WITHOUT THEIR PRIOR WRITTEN CONSENT.

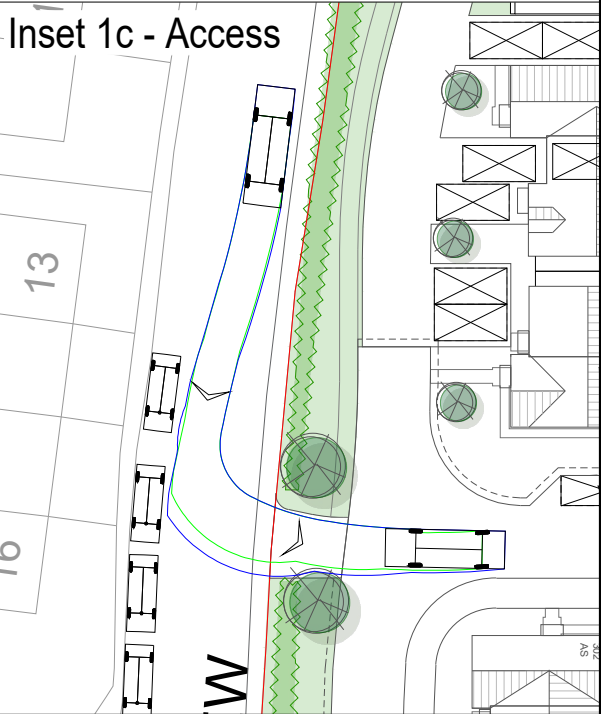
Inset 1a - Access Arrangement



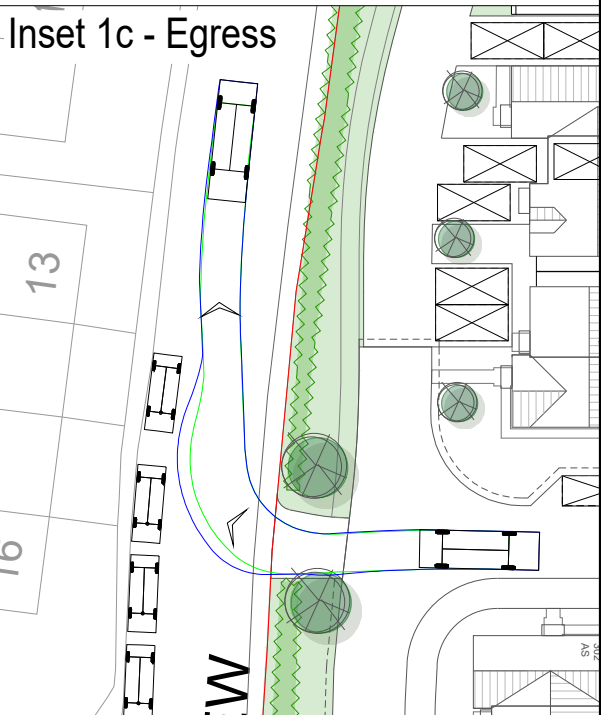
Inset 1b - Visibility Splays



Inset 1c - Access

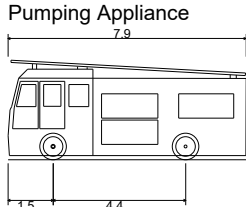


Inset 1c - Egress



- Notes:
1. This is not a construction drawing and is intended for illustrative purposes only.
  2. White lining is indicative only.

1.5 x 43m Visibility Splays



- Overall Length 7.900m
- Overall Width 2.500m
- Overall Body Height 3.300m
- Min Body Ground Clearance 0.140m
- Track Width 2.500m
- Lock to lock time 4.00s
- Kerb to Kerb Turning Radius 7.750m

| REV. | DETAILS             | DRAWN | CHECKED | DATE     |
|------|---------------------|-------|---------|----------|
| A    | Site layout updated | WD    | RW      | 13.03.24 |
| B    | Site layout updated | WD    | RW      | 10.04.24 |

CLIENT:  
**Gleeson Homes**

PROJECT:  
**Uldale View, Egremont**

DRAWING TITLE:  
**Emergency Vehicle Access  
Visibility Splays  
& Swept Path Analysis**

SCALES:  
**1:500 at A3 - Unless Shown**

DRAWN: WD CHECKED: RW DATE: 26.02.24



DRAWING NUMBER: VN222370-D105 REVISION: B