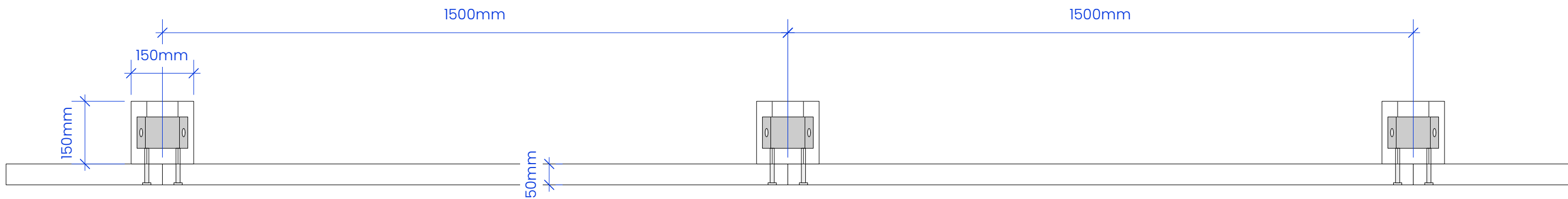
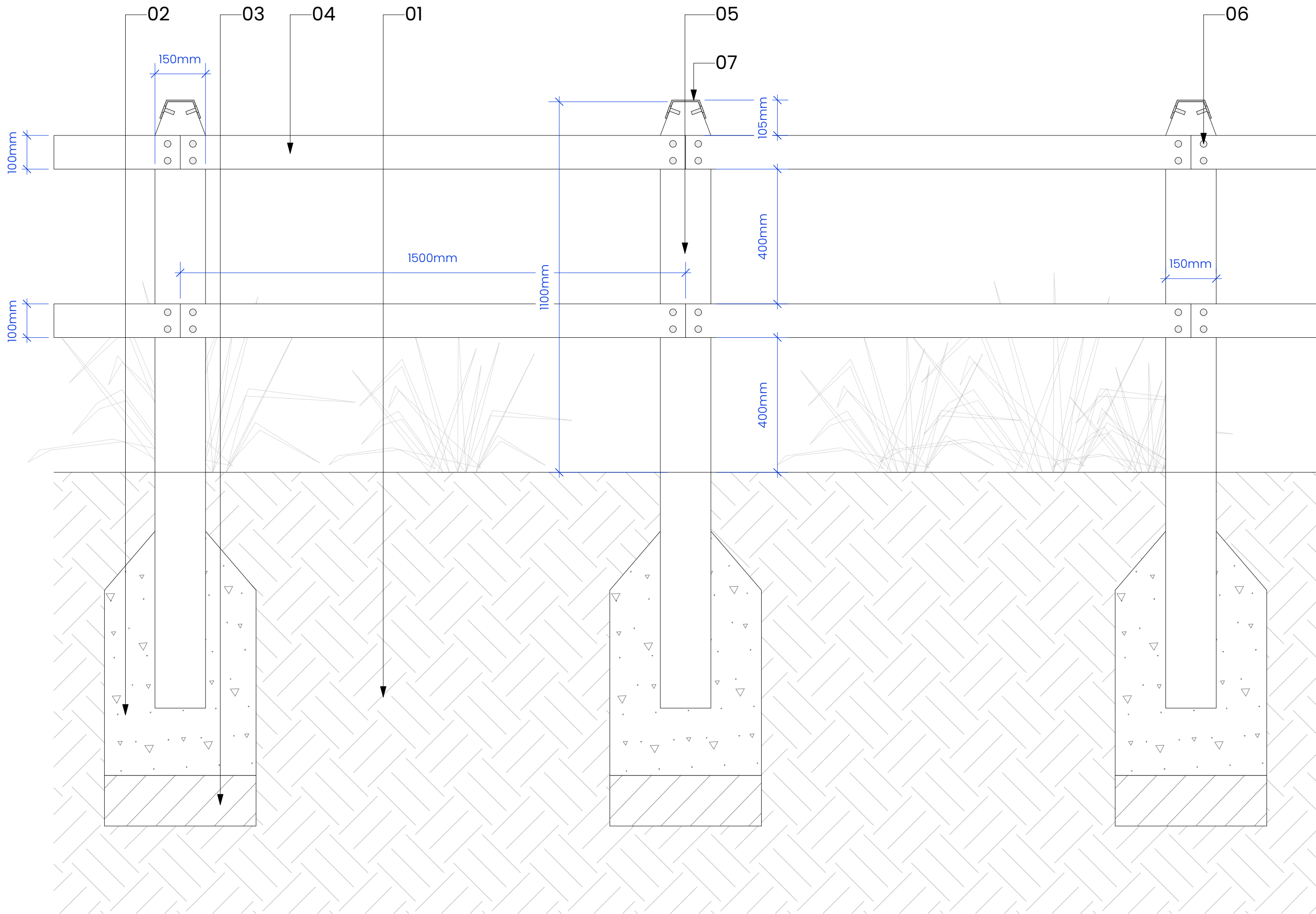


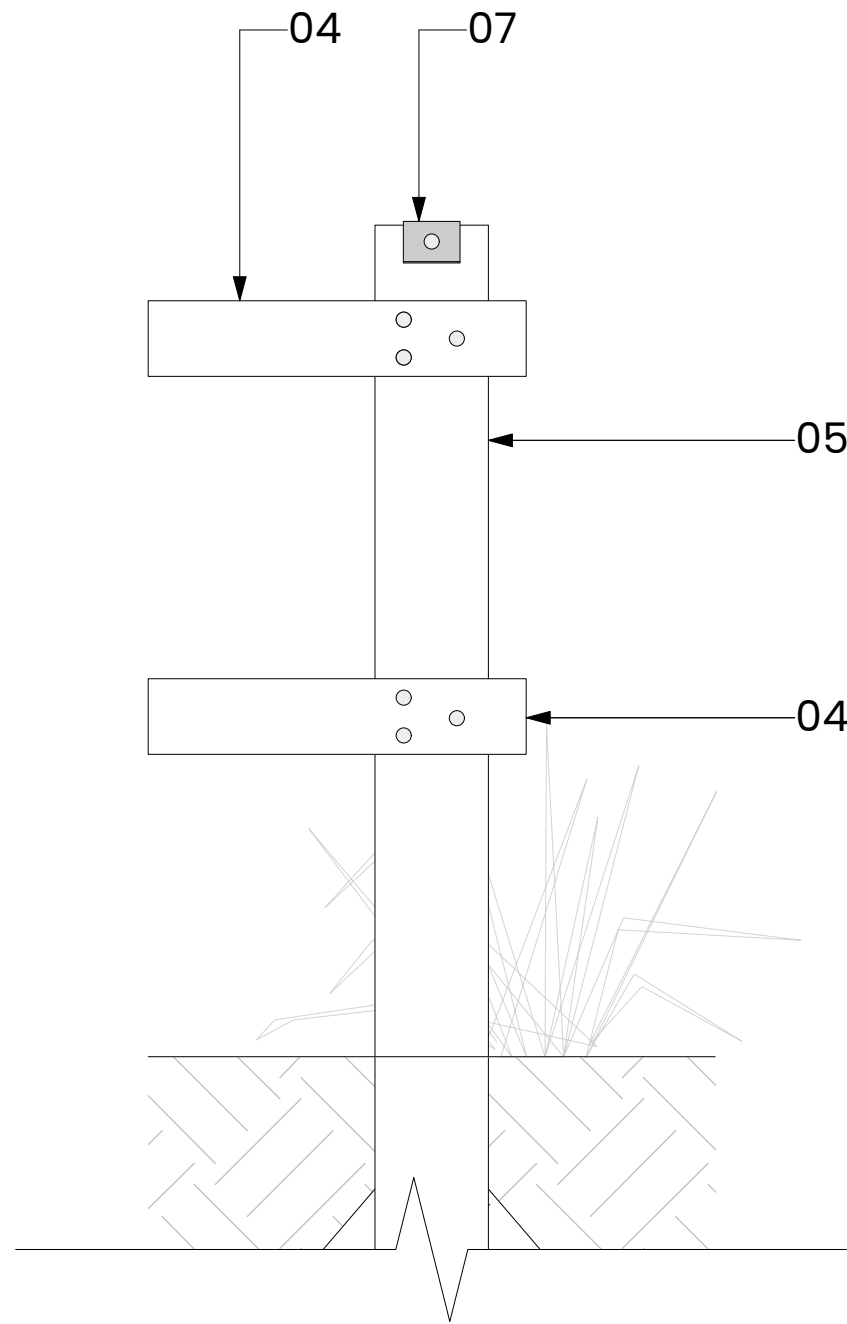
D01 Corten Capping Detail
Scale: 1:5



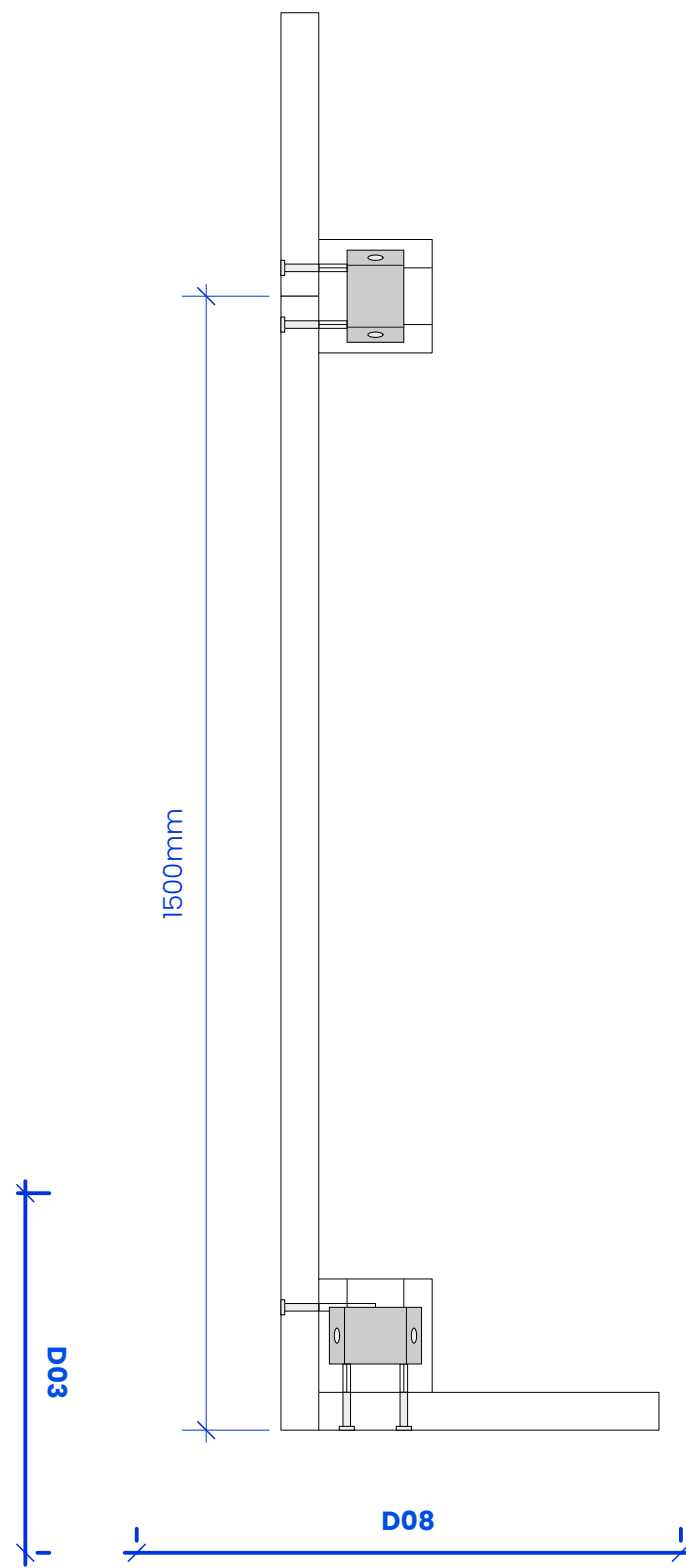
D02 Typical Fence Plan View
Scale: 1:10



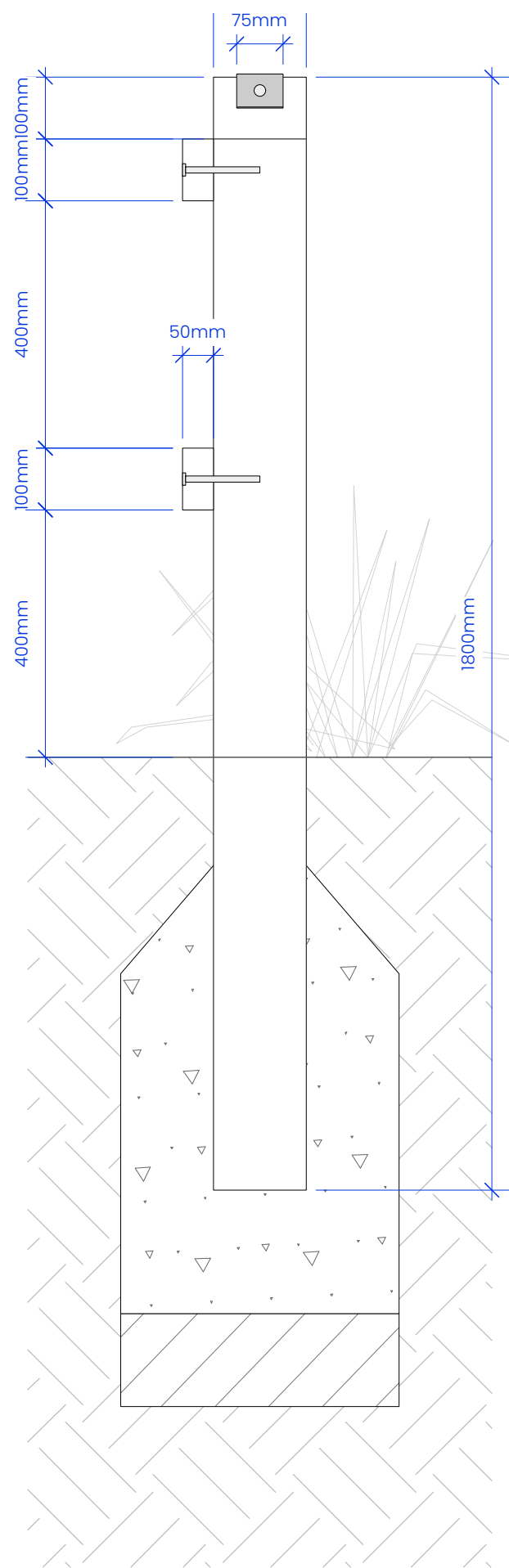
D06 Typical Fence Elevation
Scale: 1:10




D03 Typical Fence Corner Elevation
Scale: 1:10



D05 Typical Fence Corner Plan View
Scale: 1:10



D07 Typical Fence Section
Scale: 1:10



D08 Typical Fence Elevation
Scale: 1:10

NOTES:
1. DO NOT SCALE FROM THIS DRAWING. ALWAYS WORK TO NOTED DIMENSIONS.
2. ALL SETTING-OUT LEVELS AND DIMENSIONS TO BE CHECKED ON SITE PRIOR TO THE INSTALLATION OF MATERIALS AND ANY DISCREPANCIES ARE TO BE BROUGHT TO THE ATTENTION OF THE CONTRACT ADMINISTRATOR IMMEDIATELY.
3. THIS DRAWING MUST BE READ WITH THE RELEVANT SPECIFICATION DOCUMENTS AND DETAIL DRAWINGS. ANY DISCREPANCIES MUST BE BROUGHT TO THE ATTENTION OF THE CONTRACT ADMINISTRATOR IMMEDIATELY.
4. THIS DRAWING IS COPYRIGHT PROTECTED AND MAY NOT BE REPRODUCED IN WHOLE OR PART WITHOUT WRITTEN AUTHORITY.
5. ALL DIMENSIONS ARE IN MILLIMETRES UNLESS OTHERWISE STATED.
6. NOTE DRAWING SUSTAINABILITY CODE SHOWN BELOW. DRAWING NOT TO BE USED FOR CONTRACTUAL AGREEMENT WITHOUT A1 STATUS.

THIS DRAWING WAS PLOTTED ON:
14/08/2025

DATE	REV	ZONE	DESCRIPTION	CHK
04/06/25	P01		Issued for coordination	MDM
14/08/25	P02		Stage 4 issue	MDM

KEY

- 01.** EXISTING GROUND CONDITIONS
- 02.** CONCRETE HAUNCHING - TO ENGINEER'S DETAIL AND SPEC
- 03.** TYPE 1 SUB BASE - TO ENGINEER'S DETAIL AND SPEC
- 04.** 50 x 100 x 1500mm TIMBER RAIL - SPEC CLAUSE Q40/410
- 05.** 150 x 150 x 1800mm TIMBER POSTS - SPEC CLAUSE Q40/410
- 06.** STEEL FIXING BOLT - TO ENGINEER'S DETAIL AND SPEC
- 07.** 5mm STEEL CAPPING DETAIL - SPEC CLAUSE Q40/410

NOTE
SUBJECT TO ENGINEER REVIEW / COMMENT



ORIGINATOR
Layer.studio
W layer.studio
T 01625 523 157
E manchester or
Cheshire newcastle@layer.studio
SK9 1DR
NE1 1EW
MANCHESTER NEWCASTLE
80 Grove Street Studio 39
Willslow 39 High Bridge Works
Cheshire Newcastle-upon-Tyne
SK9 1DR NE1 1EW

Client
Cumberland Council
Project
The Iron Line
Millom, Cumbria
Drawing Title
D | Typical Fence Detail

Created By	Checked By	Scale	Sheet Size
CE	CL	As Noted	A1
Project Number	Originator	Volume	Level
289	LYR	XX-ZZ-DWG-L-6003	
Work Stage	Status	Revision	
Stage 4	S4	P02	