

 Parking spaces - Grass scribed





 Access Road & Associated Pavement - Tarmac



 Driveways - Scoutmoor® Setts, Marshalls colour Diamond Sawn 205x105mm or similar



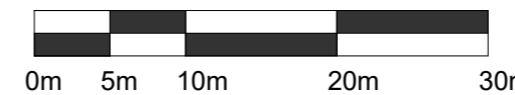
 Pathways - Drivesys® Original Cobble, Marshalls colour Canvas 165x130mm or similar



 Patios - Capleton® Pavers, Marshall colour Grange 310x110mm or similar



SCALE BAR



NOTES AND AMENDMENTS

This drawing is copyright ©. Figured dimensions are to be followed in preference to scaled dimensions and particulars are to be taken from the actual work where possible. Any discrepancy must be reported to the architect immediately and before proceeding.

REVISIONS

Rev	Description	Drawn	Date
A	Drawing updated	CG	27.10.2021
B	Drawing updated	CG	14.02.2022



ASHWOOD
DESIGN ASSOCIATES LTD
Solway House Business Centre, Parkhouse Road, Carlisle CA6 4BY

t 01228 510616 e admin@ashwooddesign.co.uk
f 01228 520861 w www.ashwooddesign.co.uk

Status	Purpose
TP	Town Planning

Project
Nethertown Road St.Bees

Title
Surface Finishes Site Plan

Client
Graeme Morgan

Drawn	Checked	Date
CG	JC	08/10/2021
Scale (@ A3) As indicated		Project Number 1999
Drawing No. 038	Rev. B	