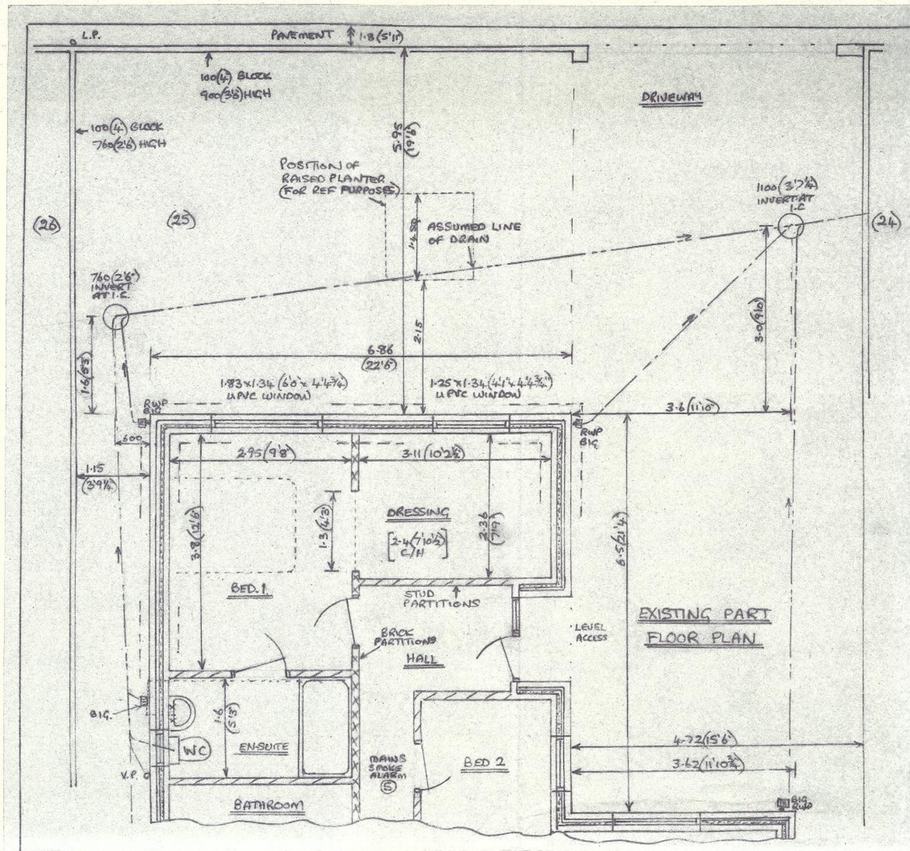

CEILING OF 500 GAUGE VAPOUR BARRIER + 12.5(½") PLASTERBOARD + 50mm, 100(4") MINERAL FIBRE QUILT INSULATION BETWEEN JOISTS + 200(8") OVERALL. U VALUE 0·15 (ALSO SEE NOTE 10).

CATNIC STEEL LINTELS CH110/100. VERTICAL + LINTEL D.P.C.

700 x 200 (2'4" x 8") CONC STRIP FOUNDATIONS, TO EXTEND DOWN BELOW EXIST DRAIN LINE, + STEP ONTO/UNDERPIN EXIST FOUND'S AT JUNCTIONS. CAVITY WALLS OF 2 LEAF 100(4") CONC BLOCK. (+ RED RUSTIC BRICK OUTER LEAF ABOVE GROUND LEVEL) EITHER BRICK BONDED, OR TIED INTO EXIST WALLS WITH 'CROCODILE' S/S PLATES + SCREWS. 120/125 (4¾"/5") CAVITY, FILLED SOLID WITH CONC UP TO 350(10") BELOW FLOOR LEVEL, SEALED OFF AT EAVES + CONTINUOUS WITH EXIST CAVITIES. 290(10") LONG S/S WALLTIES (STAIFIX RT2 OR SIMILAR) AT 750(2'6") CRS HORIZONTAL, 450 (1'6") CRS VERTICAL, + WITHIN 150(6") EVERY BLOCK COURSE OF OPENINGS. 75(3") KINGSPAN IKB TO INNER LEAF IN CAVITY TO LEAVE 45/50 (1¾"/2") AIRGAP + EXTEND DOWN 225(9") BELOW FLOOR LEVEL. MIN 35 (1⅜") BACKED 12.5 (½") PLASTERBOARD (KINGSPAN KT) ON PLASTER DABS + 50mm INTERNAL. U VALUE 0·18 (ALSO SEE NOTES 3, 10).

BATSTRAP RESTRAINTS OF S/S, AT MAX 2·0 (6'6") CRS, TO GABLE + CEILING

HYDROWAIL TRUSSES (AS EXISTING) AT 450/600 (1'6"/2'0") CRS, DIAGONALLY + LATERALLY BRACED TO B.S. 5268 (PART 3) 1985, + VERTICALLY STRAPPED TO WALLS. BREATHABLE FELT, 40 x 25 (1½" x 1") BATTENS + FLAT GREY CEMENT TILES. 20° PITCH (AS EXISTING). BRACING TO BE FULLY CONTINUOUS INTO EXISTING TRUSSES.

10(⅜") AIRGAP, CONTINUOUS ALONG EAVES. FIT FLYSCREENS.

115 (4½") GUTTERING + FACIA BOARD, IN uPVC, CONTINUOUS WITH EXISTING.

100 x 50 (4" x 2") WALLPLATES, SECURED BY BATSTRAPS AT MAX 2·0 (6'6") CRS.

150(6") HARDCORE SCREENED WITH SAND, 1200 GAUGE VISQUEEN D.P.M., 100(4") KINGSPAN K103/CELOTEX GA4000 INSULATION, 500 GAUGE VAPOUR BARRIER, 100(4") CONCRETE + APPLICANTS CHOICE OF FINISH. MIN 25(1") PERIMETER INSULATION TO CONCRETE. U VALUE 0·18 (ALSO SEE NOTE 10).

MIN 150(6") GROUND TO D.P.C.

EXISTING 110(4½") uPVC DRAIN TO BE BRIDGED BY R.C. LINTELS THROUGH WALLS, + SURROUNDED BY 150(6") PEA GRAVEL UNDER FLOOR (UNLESS DEPTH MEANS NOT REQ'D)

SECTION AA
SCALE 1:50

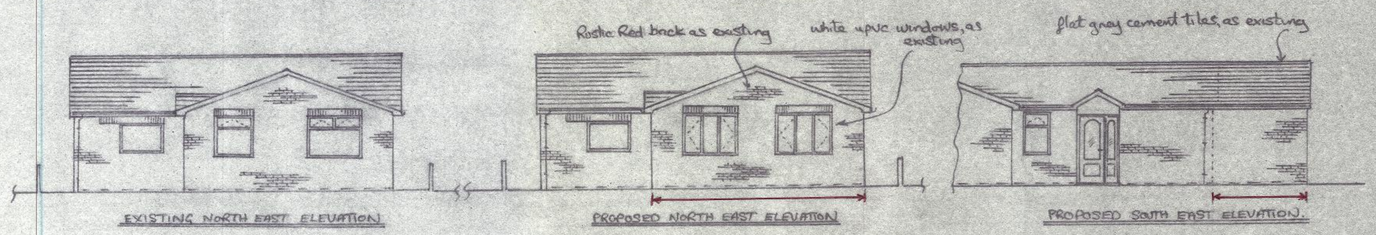

A) ROOF COVERING TO BE FLAT GREY CEMENT TILES TO MATCH EXISTING.
B) EXTERNAL WALL FINISH TO BE RUSTIC RED BRICK TO MATCH EXISTING.
C) WINDOWS TO BE WHITE uPVC TO MATCH EXISTING
* D) EXTENSION TO PROVIDE WHEELCHAIR/4 WHEELWALKER MANOEUREABILITY FOR MRS SHERYL SMITH (DAUGHTER OF APPLICANT)
* E) A SLIGHTLY SHORTER EXTENSION WAS ENVISAGED, BUT EXISTING ASSUMED DRAIN LINE PREVENTED – IF AT EXCAVATION + DRAINS ACTUALLY ALLOW – EXTENSION TO BE REDUCED

SCALE 1:100

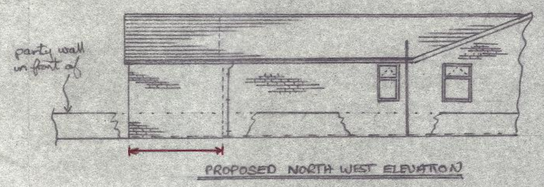

PROPOSED NORTH WEST ELEVATION

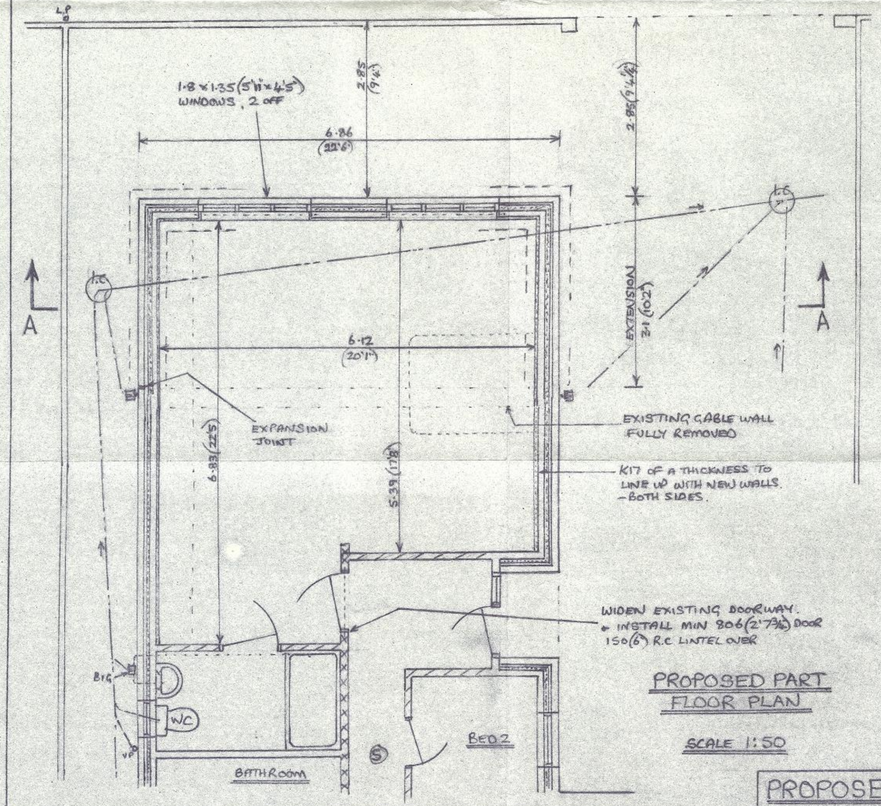

PROPOSED PART FLOOR PLAN

SCALE 1:50

1) ALL TIMBERWORK TO BE TREATED WITH A PRESERVATIVE
2) TRUSS MANUFACTURER TO PROVIDE DETAILS/CALCS TO "BUILDING CONTROL" UPON REQUEST
3) CAVITIES AROUND OPENINGS, INCLUDING LINTELS, TO BE INSULATED TO PREVENT 'COLD BRIDGING' + CLOSED WITH MIN ½ HOUR FIRE RESISTANT MATERIAL. RETURNS TO WINDOW FRAMES TO HAVE MIN 25(1") INSULATED PLASTERBOARD.
4) ALL ELECTRICAL WORK TO BE DESIGNED, INSTALLED, INSPECTED + TESTED IN ACCORDANCE WITH BS 7671, (I.E.E. WIRING REG'S – LATEST EDITION) + WORK UNDERTAKEN BY AN INSTALLER REGISTERED UNDER SUITABLE ELECTRICAL SELF CERTIFICATION SCHEME, OR QUALIFIED PERSON SUPPLY A CERTIFICATE OF COMPLIANCE TO 'BUILDING CONTROL' UPON COMPLETION.
5) ALL ELECTRICAL SOCKETS + SWITCHES TO BE LOCATED BETWEEN 450 + 1200 (1'6" + 3'11") ABOVE FLOOR.
6) PROVIDE INTERNAL LIGHT FITTINGS CAPABLE OF TAKING 'EFFICIENT' LAMPS, MIN 75 LUMENS PER CIRCUIT WATT, EXTERNAL LIGHTS TO BE EITHER "EFFICIENT" AS ABOVE, OR ON A TIMER + AUTOMATICALLY EXTINGUISHED IN DAYLIGHT.
7) WIDEN BEDROOM DOOR, + INSTALL MIN 806 (2'7¾") DOOR, GIVING MIN CLEAR OPENING WIDTH OF 750 (2'5½"), FOR WHEELCHAIR ACCESS.
8) BEDROOM TO HAVE OPENING WINDOW PANELS EQUAL TO AT LEAST 1/20 TOTAL FLOOR AREA, + MIN 8000 mm² (13 in²) TRICKLE VENTILATION (BOTH WINDOWS TO INCLUDE 8000 mm² TRICKLE VENTS)
9) HOMEOWNER TO BE PROVIDED WITH AN "EXISTING HOME" VENTILATION GUIDE, EXPLAINING HOW TO USE + VENTILATE EFFICIENTLY, BY BUILDER.
10) ALL DRYLINING BOARDS TO HAVE EDGES + JOINTS TAPE SEALED + ALL ELECTRICAL BACKBOXES, CONDUITS ETC TO BE SEALED WITH MASTIC/FOAM TO MAINTAIN AIRTIGHTNESS. INSULATION TO BE CONTINUOUS AT JUNCTIONS OF CEILING, WALLS + FLOOR.
11) ALL DRAINAGE TO BE TO THE SATISFACTION OF LOCAL AUTHORITY. EXISTING COMBINED MAINS SEWER SERVES.
12) SPACE HEATING TO BE PROVIDED BY EXISTING MAINS GAS COMBI + RADIATOR SYSTEM, EXTENDED.
13) CONSERVATION OF ENERGY DETAILS (EXTENSION)

U VALUE OF FLOOR ... 0·18, U VALUE OF WALLS ... 0·18, U VALUE OF CEILING ... 0·15.
FLOOR AREA OF EXTENSION = 18·666 m², ∴ 25% = 4·6665 m² } = 8·7937 m² (MAX NEW OPENINGS AT BASIC U-VALUES)
AREA OF OPENINGS LOST DUE TO EXTENSION ... = 4·1272 m²
AREA OF WINDOWS, uPVC, MIN 20mm GAP DOUBLE GLAZED, EG 'SYSTEM 3', LI NEUTRAL LOW'E', ARGON FILL, U VALUE 1·4 = 4·86 m² (6%)

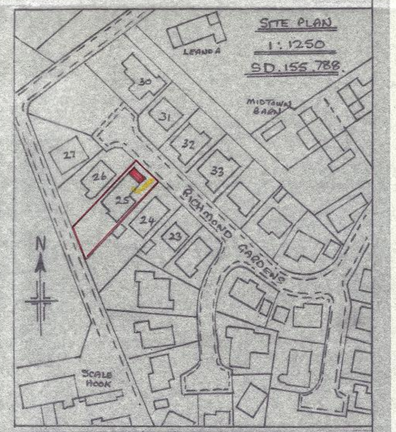

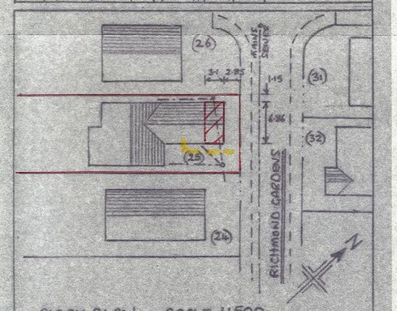

BLOCK PLAN SCALE 1:500

PROPOSED EXTENSION AT 25 RICHMOND GARDENS, HAVERIGG MILLOM FOR MRS. R. BAYBUT.

26-8-24

R.A. WALKER
LACYHALL, MILLOM

1826