


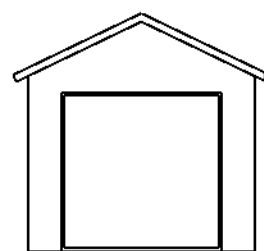

SITE PLAN 1:200



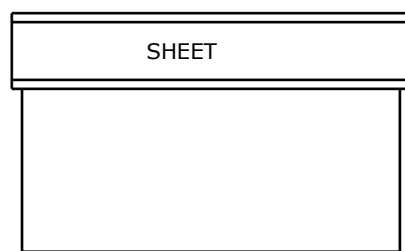
LOCATION PLAN 1:1250

PROPOSED GARAGE
ALEXANDRA TERRACE
WHITEHAVEN

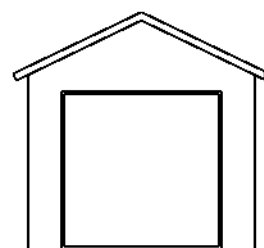
DRAWING 101



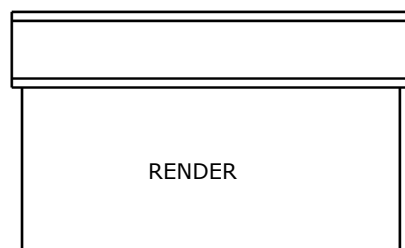
FRONT



SIDE



REAR



SIDE