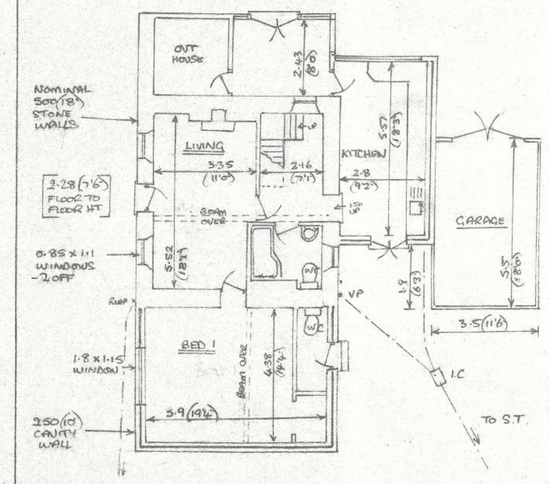

EXISTING GROUND FLOOR

SCALE 1:100

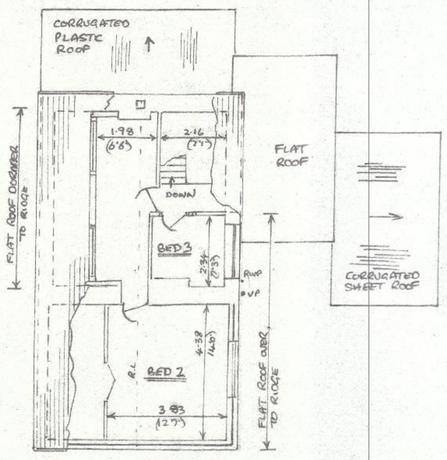

EXISTING FIRST FLOOR

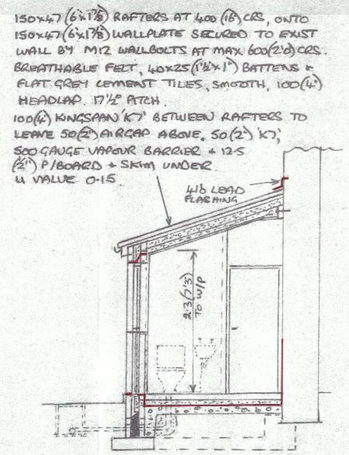

SECTION B.B.

FLOOR + WALL DETAILS AS PER 'SECTION A A'.

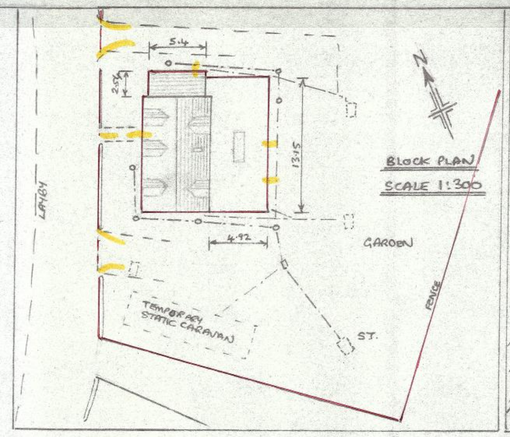

BLOCK PLAN

SCALE 1:300

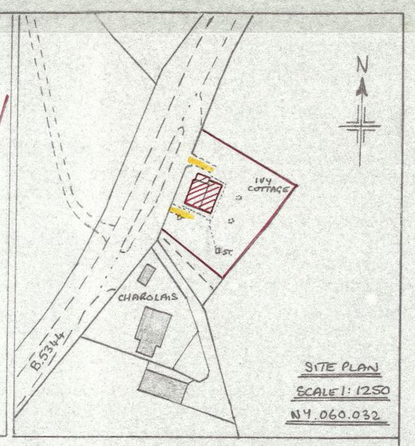

SITE PLAN

SCALE 1:1250

NY 060.032

75x50 (3"x2") RAFTERS, 125x38 (5"x1 1/2") RIDGE BOARD 100x50 (4"x2") CEILING JOISTS, COVERED AS MAIN ROOF, 30° PITCH. 75 (3") HEADLAP

CEILING OF 500 GAUGE VAPOUR BARRIER + 12·5 (1/2") PLASTERBOARD + SKIM. FULL FILL ABOVE WITH MINERAL FIBRE QUILT TO LEAVE 50(2") AIRGAP ABOVE. 25(1") AIRGAP ALONG EAVES - FIT FLYSCREENS

EXTEND WALL LOCALLY IN BLOCKWORK UP TO SILL LEVEL (R.W. GUTTERING TO BE CONTINUOUS) INSULATE UNDER INNER SILL TO JOIN WALL INSULATION

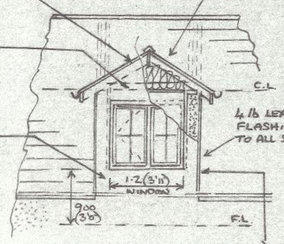

DORMER SIDES OF 125x50 (5"x2") STUD AT 400 (16") CRS, BASE + HEADERS. 150x50 (6"x2") END MEMBER. 100(4") 100(4") KINGSPAN K12 BETWEEN TO LEAVE AIRGAP TO OUTSIDE. 500 GAUGE VAPOUR BARRIER + 25(1") BACKED 12·5 (1/2") PLASTERBOARD + SKIM INTERNAL. BREATHABLE MEMBRANE, 19 (3/4") EXTERNAL GRADE PLYWOOD, EXPANDED METAL, RENDER + ROUGHCAST FINISH EXTERNAL. U VALUE 0·18.

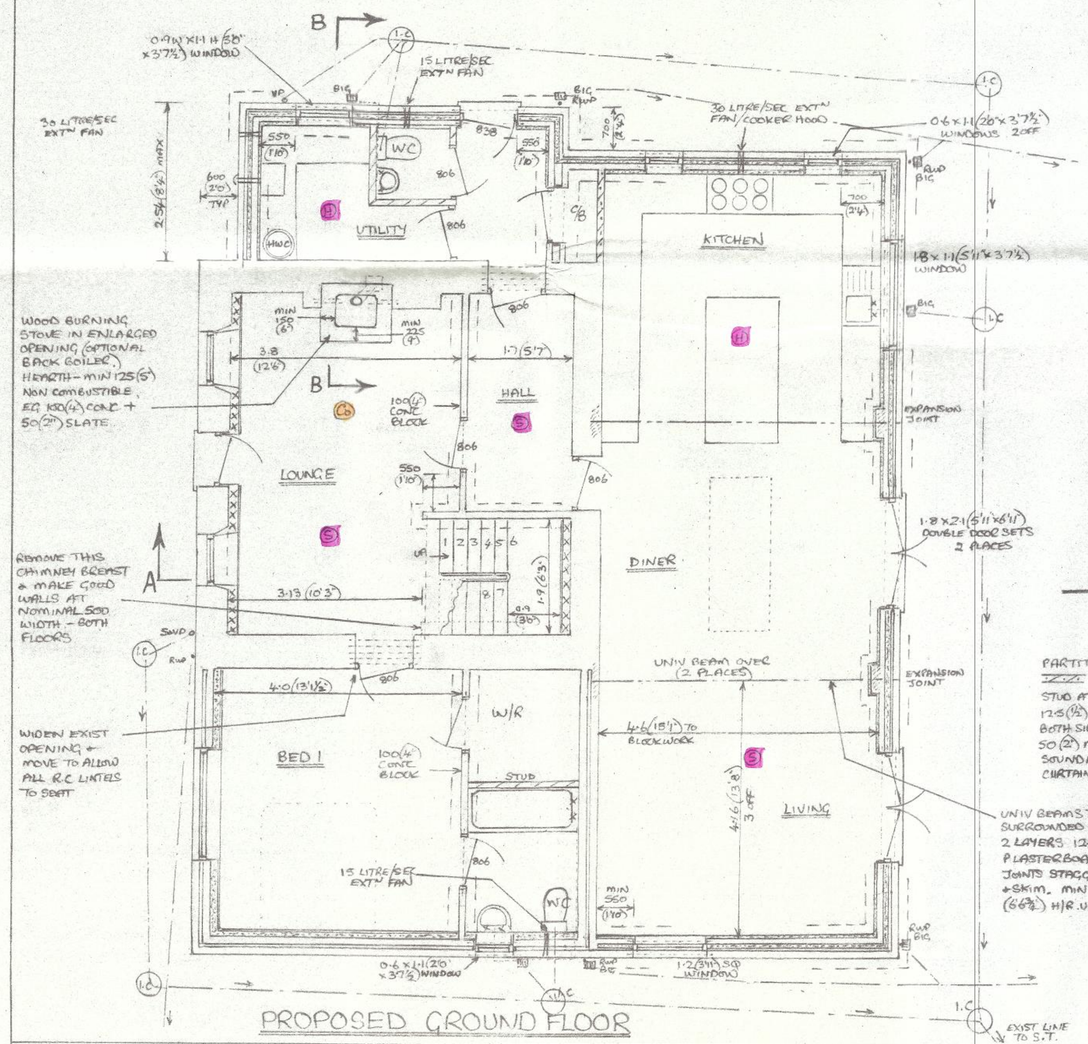

PROPOSED GROUND FLOOR

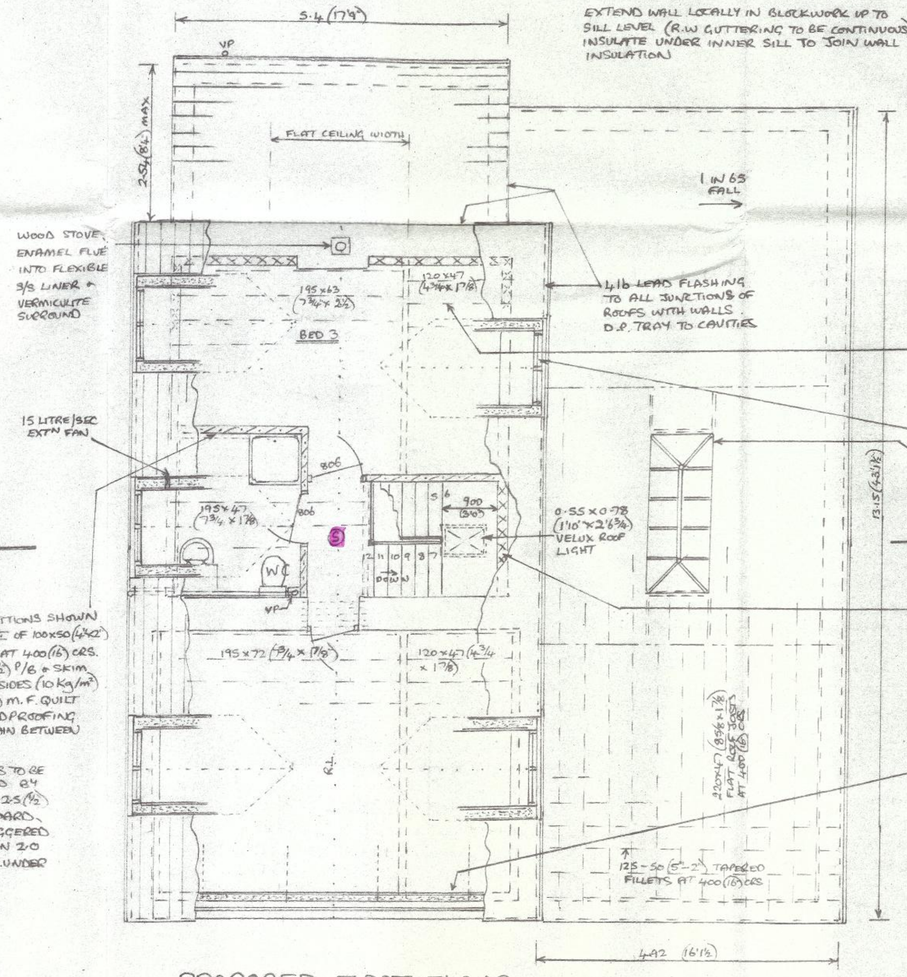

PROPOSED FIRST FLOOR

FLOOR JOISTS AS IDENTIFIED, AT 400 (16") CRS, PAIRED UNDER PARTITIONS WHERE PARALLEL TO, STRUTTED MID SPAN FOR SPANS BETWEEN 2·5 + 4·5 (8'2" + 14'9")

5 OFF 1·2 W x 1·1 H DORMER WINDOWS.

2·5 x 1·0 (8'2" x 3'4") "ROOF MAKER" LANTERN, ROOF JOISTS PAIRED TO SIDES + AS TRIMMERS. DETAILS AS PER FLYSHEET

EXISTING EXPOSED STONE WALLS TO BE LINED WITH 100x50 (4"x2") STUD AT 400 (16") CRS + 100(4") KINGSPAN K12 BETWEEN, TO LEAVE AIRGAP BEHIND. 20 (3/4") BACKED 12·5 (1/2") PLASTERBOARD [K17] + SKIM INTERNAL. U VALUE 0·18 (SHOWN XXXXX)

EXIST EXPOSED CAVITY WALLS TO BE LINED WITH 110 (4 1/4") BACKED 12·5 (1/2") P/B [K17] ON PLASTER DABS + SKIM TO GIVE U VALUE 0·18

PROPOSED EXTENSION & ALTERATIONS AT IVY COTTAGE, COSFORTH, CUMBRIA FOR MR. J. KELLEHER

SCALE 1:50

SHEET 1 12-2-23 1764