

Application for removal or variation of a condition following grant of planning permission.
Town and Country Planning Act 1990.
Planning (Listed Buildings and Conservation Areas) Act 1990

Privacy Notice

This form is provided by Planning Portal and based on the requirements provided by Government for the sole purpose of submitting information to the Local Planning Authority in accordance with the legislation detailed on this form.

Please be aware that once you have downloaded this form, Planning Portal will have no access to the form or the data you enter into it. Any subsequent use of this form is solely at your discretion, including the choice to complete and submit it to the Local Planning Authority in agreement with the declaration section.

Upon receipt of this form and any supporting information, it is the responsibility of the Local Planning Authority to inform you of its obligations in regards to the processing of your application. Please refer to its website for further information on any legal, regulatory and commercial requirements relating to information security and data protection of the information you have provided.

Local Planning Authority details:



**The Market Hall
Market Place
Whitehaven
Cumbria CA28 7JG
Telephone 0300 373 3730
cumberland.gov.uk**

Publication of applications on planning authority websites

Information provided on this form and in supporting documents may be published on the authority's planning register and website.

Please ensure that the information you submit is accurate and correct and does not include personal or sensitive information. If you require any further clarification, please contact the Local Planning Authority directly.

If printed, please complete using block capitals and black ink.

It is important that you read the accompanying guidance notes and help text as incorrect completion will delay the processing of your application.

1. Applicant Name and Address

Title: First name:

Last name:

Company (optional):

Unit: House number: House suffix:

House name:

Address 1:

Address 2:

Address 3:

Town:

County:

Country:

Postcode:

2. Agent Name and Address

Title: First name:

Last name:

Company (optional):

Unit: House number: House suffix:

House name:

Address 1:

Address 2:

Address 3:

Town:

County:

Country:

Postcode:

3. Site Address Details

Please provide the full postal address of the application site.

Unit: House number: House suffix:

House name:

Address 1:

Address 2:

Address 3:

Town:

County:

Postcode (optional):

Description of location or a grid reference.
(must be completed if postcode is not known):

Easting: Northing:

Description:

4. Pre-application Advice

Has assistance or prior advice been sought from the local authority about this application? Yes No

If Yes, please complete the following information about the advice you were given. (This will help the authority to deal with this application more efficiently).

Please tick if the full contact details are not known, and then complete as much as possible:

Officer name:

Reference:

Date (DD/MM/YYYY):
(must be pre-application submission)

Details of pre-application advice received?

5. Description Of Your Proposal

Please provide a description of the approved development as shown on the decision letter, including the application reference number and date of decision in the sections below:

Reference number: Date of decision (DD/MM/YYYY): (date must be pre-application submission)

Please state the condition number(s) to which this application relates:

1.		6.	
2.		7.	
3.		8.	
4.		9.	
5.		10.	

Has the development already started? Yes No

If Yes, please state when the development started (DD/MM/YYYY): (date must be pre-application submission)

Has the development been completed? Yes No

If Yes, please state when the development was completed (DD/MM/YYYY): (date must be pre-application submission)

6. Condition(s) - Removal

Please state why you wish the condition(s) to be removed or changed:

If you wish the existing condition to be changed, please state how you wish the condition to be varied:

7. Ownership Certificates and Agricultural Land Declaration

One Certificate A, B, C, or D, must be completed with this application form

CERTIFICATE OF OWNERSHIP - CERTIFICATE A


Town and Country Planning (Development Management Procedure) (England) Order 2015 Certificate under Article 14

I certify/The applicant certifies that on the day 21 days before the date of this application nobody except myself/ the applicant was the owner* of any part of the land or building to which the application relates, and that none of the land to which the application relates is, or is part of, an agricultural holding**

NOTE: You should sign Certificate B, C or D, as appropriate, if you are the sole owner of the land or building to which the application relates but the land is, or is part of, an agricultural holding.

* "owner" is a person with a freehold interest or leasehold interest with at least 7 years left to run.

** "agricultural holding" has the meaning given by reference to the definition of "agricultural tenant" in section 65(8) of the Act.

Signature: 	Or signed - Agent:	Date (DD/MM/YYYY):
---	--------------------	--------------------


CERTIFICATE OF OWNERSHIP - CERTIFICATE B


Town and Country Planning (Development Management Procedure) (England) Order 2015 Certificate under Article 14

I certify/ The applicant certifies that I have/the applicant has given the requisite notice to everyone else (as listed below) who, on the day 21 days before the date of this application, was the owner* and/or agricultural tenant** of any part of the land or building to which this application relates.

* "owner" is a person with a freehold interest or leasehold interest with at least 7 years left to run.

** "agricultural tenant" has the meaning given in section 65(8) of the Town and Country Planning Act 1990

Name of Owner / Agricultural Tenant	Address	Date Notice Served
		

Signed - Applicant: 	Or signed - Agent:	Date (DD/MM/YYYY):
--	--------------------	--------------------

7. Ownership Certificates and Agricultural Land Declaration (continued)

CERTIFICATE OF OWNERSHIP - CERTIFICATE C

Town and Country Planning (Development Management Procedure) (England) Order 2015 Certificate under Article 14

I certify/ The applicant certifies that:

- Neither Certificate A or B can be issued for this application
- All reasonable steps have been taken to find out the names and addresses of the other owners* and/or agricultural tenants** of the land or building, or of a part of it, but I have/ the applicant has been unable to do so.

* "owner" is a person with a freehold interest or leasehold interest with at least 7 years left to run.

** "agricultural tenant" has the meaning given in section 65(8) of the Town and Country Planning Act 1990

The steps taken were:

--

Name of Owner / Agricultural Tenant	Address	Date Notice Served

Notice of the application has been published in the following newspaper (circulating in the area where the land is situated):

--

On the following date (which must not be earlier than 21 days before the date of the application):

--

Signed - Applicant:

--

Or signed - Agent:

--

Date (DD/MM/YYYY):

--

CERTIFICATE OF OWNERSHIP - CERTIFICATE D

Town and Country Planning (Development Management Procedure) (England) Order 2015 Certificate under Article 14

I certify/ The applicant certifies that:

- Certificate A cannot be issued for this application
- All reasonable steps have been taken to find out the names and addresses of everyone else who, on the day 21 days before the date of this application, was the owner* and/or agricultural tenant** of any part of the land to which this application relates, but I have/ the applicant has been unable to do so.

* "owner" is a person with a freehold interest or leasehold interest with at least 7 years left to run.

** "agricultural tenant" has the meaning given in section 65(8) of the Town and Country Planning Act 1990

The steps taken were:

--

Notice of the application has been published in the following newspaper (circulating in the area where the land is situated):

--

On the following date (which must not be earlier than 21 days before the date of the application):

--

Signed - Applicant:

--

Or signed - Agent:

--

Date (DD/MM/YYYY):

--

8. Planning Application Requirements - Checklist

Please read the following checklist to make sure you have sent all the information in support of your proposal. Failure to submit all information required will result in your application being deemed invalid. It will not be considered valid until all information required by the Local Planning Authority (LPA) has been submitted.

The original and 3 copies* of a completed and dated application form:

The original and 3 copies* of the completed, dated Ownership Certificate (A, B, C or D – as applicable) and Article 14 Certificate (Agricultural Holdings):

The original and 3 copies* of other plans and drawings or information necessary to describe the subject of the application:

The correct fee:

*National legislation specifies that the applicant must provide the original plus three copies of the form and supporting documents (a total of four copies), unless the application is submitted electronically or, the LPA indicate that a smaller number of copies is required. LPAs may also accept supporting documents in electronic format by post (for example, on a CD, DVD or USB memory stick). You can check your LPA's website for information or contact their planning department to discuss these options.

9. Declaration

I/we hereby apply for planning permission/consent as described in this form and the accompanying plans/drawings and additional information. I/we confirm that, to the best of my/our knowledge, any facts stated are true and accurate and any opinions given are the genuine opinions of the person(s) giving them.

Or signed - Agent:

Date (DD/MM/YYYY):

(date cannot be pre-application)

10. Applicant Contact Details

Telephone numbers

Country code:

Extension number:

Country code: Mobile number (optional):

Country code: Fax number (optional):

11. Agent Contact Details

Telephone numbers

Country code:

National number:

Extension number:

Country code: Mobile number (optional):

Country code: Fax number (optional):

Email address (optional):

12. Site Visit

Can the site be seen from a public road, public footpath, bridleway or other public land? Yes No

If the planning authority needs to make an appointment to carry out a site visit, whom should they contact? (Please select only one)

Agent

Applicant

Other (if different from the agent/applicant's details)

If Other has been selected, please provide:

Contact name:

Email address