






**Notes**

**Refuse Provision:**  
The refuse provision and waste stores have been designed in accordance with the criteria set out in Copeland Borough Council, commercial waste bins.

Two number wheeled, lockable bin stores with 660 litre capacity, 10-13 bags are to be situated on site.

Any waste produced by a business is trade waste and the business owner has a duty to comply with trade waste law by storing and disposing of it responsibly. All commercial premises must comply with the Waste Duty of Care as laid down in the Environmental Protection Act 1990.

Owners and operators are responsible for making sure they deal with waste from their business properly.


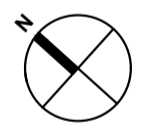
-  Collection Point - Refuse lorry  
Waste collection from existing on-road layby outside the front of the former bank
-  Main vehicle route
-  Bin collection area
-  Refuse Store Area  
Two No. wheeled, lockable bin stores with 660 litre capacity
-  Route of bins moved by management personnel for collection

**FIGURED DIMENSIONS ONLY TO BE USED**

NOTES:  
1. This drawing is to be read in conjunction with all other drawings and specifications.  
2. Do not scale off this drawing. Written dimensions to be taken only.  
3. Any discrepancies found between this drawing and other drawings and specifications in the construction documents must be referred to the Landscape Architect prior to work commencing.  
4. This drawing must not be copied in whole or in part without prior written consent of Optimised Environments Ltd.  
5. Survey information is based upon as per surveyors Topographical as Survey.  
6. In the context of Construction (Design & Management) Regulations 2015 and through continual risk assessment and monitoring there are presently no identified significant residual risks shown on this drawing in relation to design, construction and maintenance of the proposed landscape scheme. Ongoing risk management procedures will monitor detail design, construction and management.  
7. Paving hatches shown on the drawing are indicative only.

Rev	Description	Date

Scale Bar  
2m 4m 6m 8m 10m



**open**  
optimised environments  
PART OF SLR

EDINBURGH 3rd Floor | Quartermile Two | 2 Lister Square | Edinburgh | EH3 9GL  
10131 221 5920 w optimisedenvironments.com  
LONDON 107-111 Fleet Street | London | EC4A 2AB  
10202 384 4022 w optimisedenvironments.com  
MANCHESTER 3rd Floor | 86 Princess Street | Manchester | M1 6NG  
10161 696 7550 w optimisedenvironments.com

CLIENT  
**Cumberland Council**

PROJECT  
**Reactivating Heritage Buildings**

OPEN PROJECT NUMBER  
M10392

TITLE  
**Arts and Enterprise Centre  
Refuse Strategy**

Sheet Purpose  
**FOR PLANNING**

Scale (@ A1) 1:200 Issue Date 27/10/23  
By AB Checked AW Approved AW

DRAWING NUMBER  
MIL-OPe-00-ZZ-DR-L-910003

REV -

**Proposed Refuse Strategy Plan**  
1 : 200