




Notes:

1. Do not scale from this drawing.
2. All dimensions in metres unless otherwise noted.
3. All levels relative to ordnance datum.
4. Overhead statutory undertakers information indicated where present.
5. Prior to the commencement of any works on site, the Contractor shall be responsible for verifying all utilities information as provided on drawings with the utilities C2 response file and the relevant utility see Appendix 1/16 (complete by others). All services (including manhole and service box covers) shall be marked out on site before works begin by reference to existing service drawings, visual check during daylight, and use of CAT/Genny.
6. The contractor shall undertake the works in accordance with HSE Guidance Note HSG47: Avoiding Danger from Underground Services. Hand excavated inspection pits shall be carried out using insulated hand tools, where underground services may be affected by the works (e.g. anchoring signs into the ground, excavation works etc.). Excavation works shall be carried out following the guidance as set out in HSE publications HSG 185 "Be Safe and Shore" and CIS 8(rev1) "Safety in Excavations". In accordance with CDM Regulation 31, no person shall enter any excavation unless it has been inspected by a competent person who has confirmed that it is safe to enter to carry out works.
7. This drawing shall be read in conjunction with Specification Document and Drawing No's SLDS-4560-1301.
8. The location of all road lighting equipment are shown diagrammatically. The exact locations shall be agreed with the Engineer. Refer to Appendix 14/2 for further details of the location of road lighting equipment
9. All existing and proposed pedestrian routes must remain free of all lighting equipment (road lighting columns, chambers etc) other than where specified, unless agreed otherwise with the Engineer.
10. The contractor will be provided with final asset ID reference numbers from the Local Authority. Asset ID reference numbers shall be provided to all road lighting columns in accordance with Specification Appendix 13/1.
11. DNO service connections, transfers, and disconnections are to be carried out by the DNO or their representative. The contractor will provide, and include for, all liaison with, and assistance, to ensure there are no delays or obstacles to completion.

Street Lighting Key

 Existing Column to be Removed and Lantern to be Retained

 Existing Column to Remain

 Existing Feeder Pillar to Remove

 Scheme Extents

TO BE PRINTED IN COLOUR

REVIEW



Billingham Reach Industrial Estate
Billingham
Stockton-on-Tees
Cleveland
TS23 1PX

enquiries@staintonlds.co.uk
www.staintonlds.co.uk
Tel :01642 565533

Project Aldi, Preston Street,
Whitehaven S278
Drawing Proposed
Site
Clearance

Drawn by KH Date: 22/05/2025
Checked by PB Date: 22/05/2025
Drawing No. SLDS-4560-0201 Revision P0

Drawing Scale: 1:1000 Plot Scale: 1:500

Sheet size A3

S:\SLDS-4560\5. Scheme Drawings\SLDS-4560-0200 P0.dwg