


Orientation of site has not been checked, design subject to check before installation




Glacial Boulders



Balance Slalom - MAE-BS



Stepping Posts - MAESL20




Balance Beam - MAEBW



Walk and Stretch Posts - MAELSWP



Tarzan Traverse - MAETTR



Miracle  
Design & Play

TEL: ++44 (0)1604 658240  
E-MAIL: sales@miracledandp.co.uk  
WEB: www.miracledesignandplay.co.uk

PROJECT TITLE:

Waters Edge

SHEET TITLE:

Proposal

KEY:

Surfacing:

Existing Grass

Grass Mounds  
(Additional Option)

Macadam Surfacing by Gleeson Homes

Grass Mat Safer Surfacing:  
ECONOMAT GRASS TILES 1.5M X 1M TO CH1 3.0M

Landscaping:

Trees by Gleeson Homes

Planting by Gleeson Homes

Glacial Boulders - 750mm

REVISIONS

Issue	Description	Date
A	More Equipment Added	02/10/23

DRAWN BY: M.Wilson

REVISED BY: J.Gaskin

CHECKED BY: L.Jepson

SCALE: 1:50@A1

ISSUE: A

CLIENT: Gleeson Homes

DRAWING NO: Q9228\_A

DATE: 22/05/23

© 2022 MIRACLE DESIGN AND PLAY LTD, "ALL RIGHTS RESERVED, THIS DRAWING MAY NOT BE REPRODUCED, TRANSMITTED OR STORED IN WHOLE OR IN PART WITHOUT OUR WRITTEN CONSENT"