
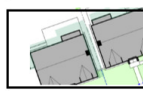


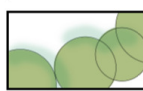
Key




Existing and consented buildings
(no ridgelines shown)



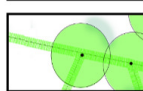
Proposed dwellings
(ridgelines shown)




Existing and consented vegetation
(olive green)




Supplemental parkland planting




Proposed vegetation
(brighter green)





Open space grass areas





Private front garden lawns
(rear lawns not coloured here)
















Notes

This plan is based on site layout produced by Concept Support Ltd 08.07.2022

Existing and consented vegetation positions are indicative only, based on consented planting plan, topographic survey & georeferenced aerial photo.

R 09	03.10.2022	ja shadow corrected following client review
R 08	01.10.2022	kerblines adjusted for refuse vehicles
R 07	14.07.2022	minor corrections following client review
R 06	13.07.2022	additional trees
R 05	13.07.2022	removal of stray drafting (sketch) line
R 04	11.11.2021	wall added to plot 11 frontage
R 03	01.11.2021	logos added
R 02	29.10.2021	minor corrections following peer/client review
R 01	27.10.2021	underlying ref layers deleted to reduce filesize
R 00	28.10.2021	Original drawing

revision	date	notes
----------	------	-------

drawing number

14

drawing name

Proposed layout

project

North Park, Rheda - Phase 2


client

KCS Agriculture Ltd

Eden Environment Ltd

www.edenenvironment.com

Concept Support Ltd

 site evolution limited