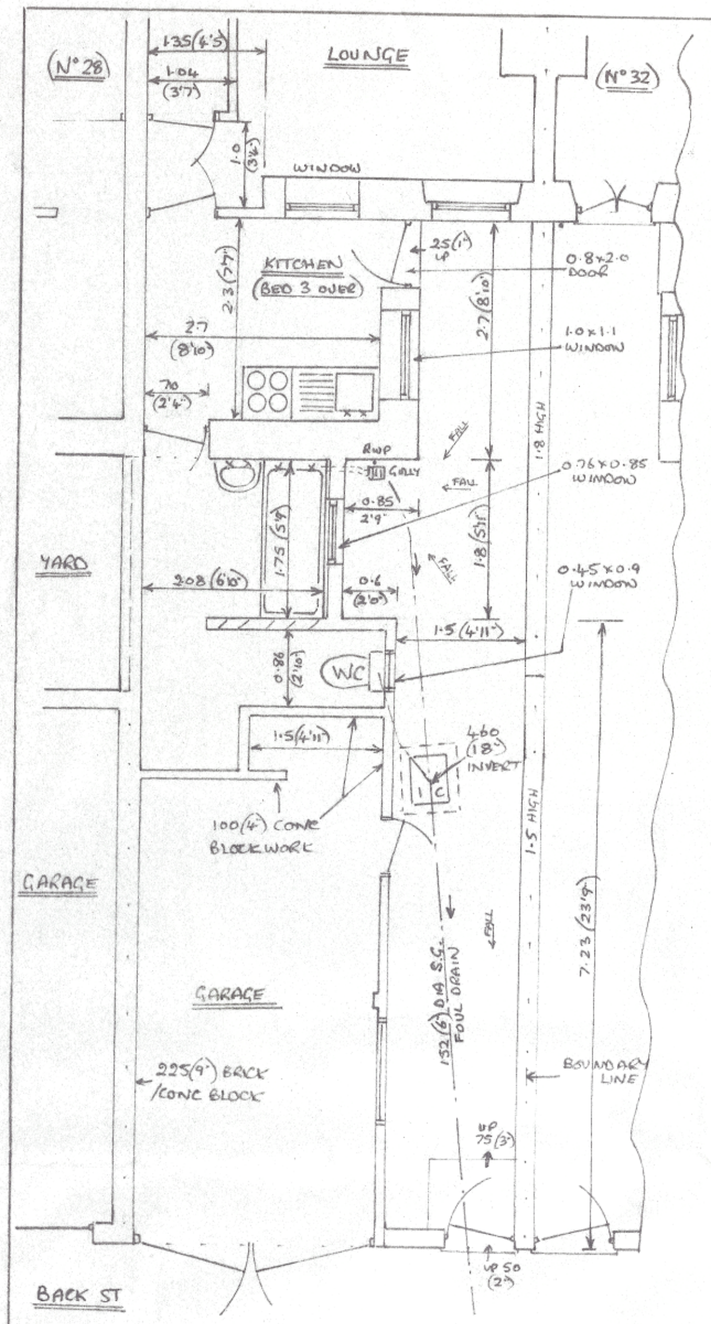

EXISTING

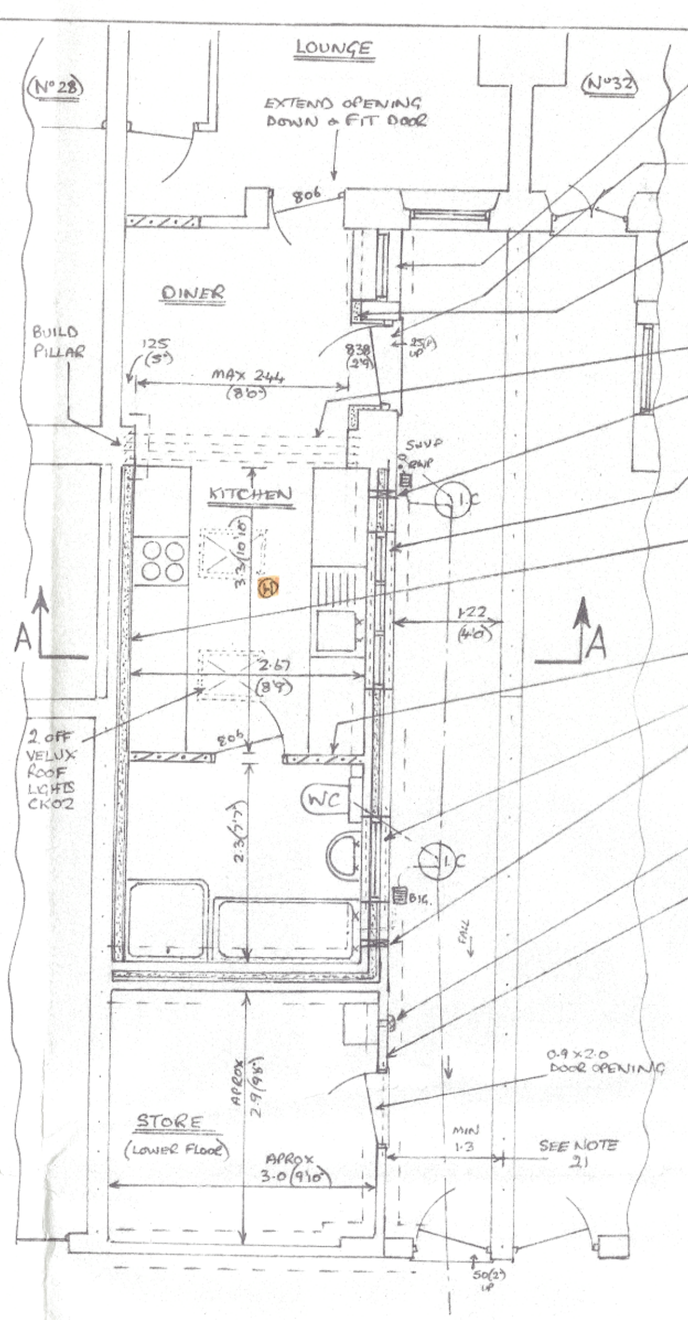

PROPOSED

INFILL DOORWAY WITH 100/225 (4"/9") BLOCKWORK, MIN 50(2") CAVITY, ON 750x150 (2'6"x6") CONC FOUND'S 200(8") S/S WALLTIES
INSTALL 0.8x1.0 (2'8"x3'3") uPVC WINDOW.

EXTEND WINDOW OPENING DOWN, INSTALL NEW uPVC DOOR, HALF GLAZED

DRY LINE WITH 75x50 (3"x2") STUD AT 400 (16") CRS. P/BOARD & SKIM. MIN 40 (1½") AIRSPACE, 70 (2¾") 'KINGSPAN K12' BETWEEN STUDDING. U VALUE 0.27
INSULATE DOOR & WINDOW RETURNS

225 (9") DEEP R.C. LINTELS OVER, MIN 2.0 (6'7") UNDER.

60 LITRE/SEC EXTRACTION FAN (30 LITRE/SEC IF COOKER HOOD)

1.8x1.0 (5'11"x3'3") uPVC WINDOW

EXIST 225 (9") BRICK/BLOCK WALL DRYLINED WITH 100x50 (4"x2") STUD AT 400 (16") CRS. AIRGAP BEHIND, PLASTERBOARD & SKIM. 100 (4") KINGSPAN K8 OR K12 BETWEEN STUDDING. U VALUE 0.22

PARTITION OF 100x50 (4"x2") STUD AT 400 (16") CRS. 12.7 (½") PLASTERBOARD & SKIM BOTH SIDES. 50 (2") M.F QUILT SOUNDPROOFING CURTAIN BETWEEN

1.0x1.0 (3'3"x3'3") uPVC WINDOW, OPAQUE GLASS

15 LITRE/SEC EXTRACTION FAN

MAINS GAS COMBI BOILER, FAN ASSISTED FLUE, WITH WIRE MESH TERMINAL GUARD, MIN 300 (12") FROM FACIA/GUTTERING, & OPENINGS INTO BUILDING

100 (4") CONC BLOCK WALLS ON 450x150 (18"x6") CONC STRIP FOUNDATION, TO UNDERPIN EXIST WALL AT JUNCTION. 225 (9") WIDE PILLAR AT CORNER

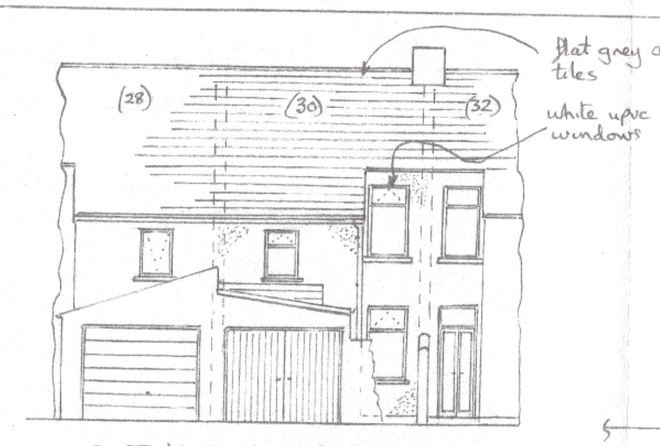

EXISTING SOUTH ELEVATION

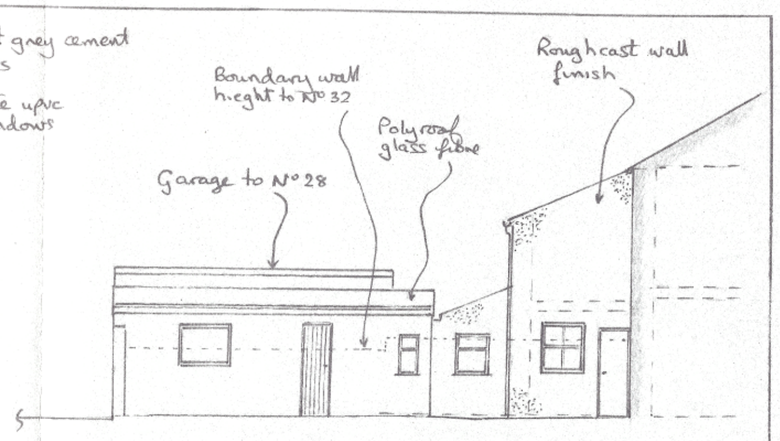

EXISTING EAST ELEVATION

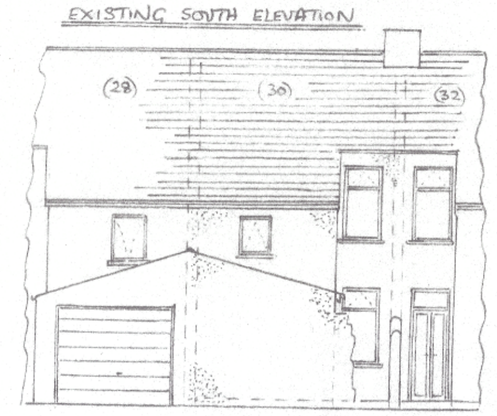

PROPOSED SOUTH ELEVATION

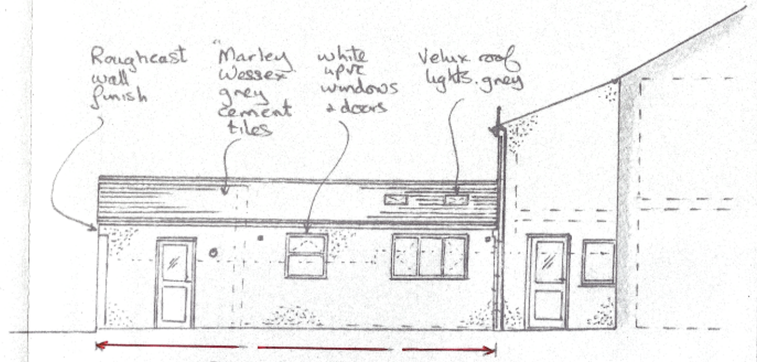

PROPOSED EAST ELEVATION

SCALE 1:100

1) ROOF COVERING TO BE GREY CEMENT TILES, 'MARLEY WESSEX'.
2) EXTERNAL WALL FINISH TO BE ROUGHCAST.
3) WINDOWS & DOORS TO BE WHITE uPVC TO MATCH EXISTING. ROOFLIGHTS - GREY COLOUR.
4) ALL TIMBERWORK TO BE TREATED WITH A PRESERVATIVE.
5) WINDOWS, DOORS & ROOFLIGHTS TO BE DRAUGHT SEALED, FRAMES SEALED INTO WALL/ROOF WITH MASTIC.
6) CAVITIES AROUND OPENINGS, INCLUDING LINTELS, TO BE INSULATED TO PREVENT COLD BRIDGING & CLOSED WITH ½ HOUR NON COMBUSTIBLE MATERIAL.
7) ALL ELECTRICAL WORK TO BE DESIGNED, INSTALLED, INSPECTED & TESTED IN ACCORDANCE WITH B.S 7671 (IEE WIRING REGS - LATEST EDITION) & WORK UNDERTAKEN BY AN INSTALLER REGISTERED UNDER SUITABLE ELECTRICAL SELF CERTIFICATION SCHEME, OR QUALIFIED PERSON SUPPLYING A CERTIFICATE OF COMPLIANCE TO BUILDING CONTROL UPON COMPLETION.
8) ALL ELECTRICAL SOCKETS & SWITCHES TO BE LOCATED BETWEEN 450 & 1200 (16" & 3'11") ABOVE FLOOR
9) PROVIDE INTERNAL LIGHT FITTINGS CAPABLE OF TAKING EFFICIENT LAMPS, EG FLUORE-SCENT, TUBE OR COMPACT, MIN 40 LUMENS PER CIRCUIT WATT. EXTERNAL LIGHTS SAME, OR ON A TIMER & AUTOMATICALLY EXTINGUISHED IN DAYLIGHT.
10) REINFORCING TO CONCRETE LINTELS TO BE MIN 2 OFF M.S. BARS IN LOWER PORTION.
11) INTERNAL DOORS TO BE MIN 806 (2'7¾"), TO GIVE MIN CLEAR OPENING WIDTH OF 750 (2'5½")
EXTERNAL " " " 838 (2'9") " " " " " " OF 800 (2'7½")
12) ALL DRAINAGE TO BE TO THE SATISFACTION OF LOCAL AUTHORITY. EXISTING MAINS COMBINED SEWERS SERVE.
13) ALL GLASS PANELS IN DOORS, & WINDOWS LESS THAN 800 (2'7½") ABOVE FLOOR TO BE TOUGHENED/LAMINATED TO B.S. 6206 (1981).
14) • KITCHEN/DINER TO HAVE OPENING WINDOWS/DOOR/ROOFLIGHTS EQUAL TO AT LEAST 1/20 FLOOR AREA & 8000 mm² (13 in²) TRICKLE VENTILATION & 60 LITRE/SEC CAPACITY EXTRACTION FAN (30 LITRE/SEC IF COOKER HOOD)
• BATHROOM TO HAVE ANY SIZE OPENING, 4000 mm² (6½ in²) TRICKLE VENTILATION, & 15 LITRE/SEC CAPACITY EXTRACTION FAN.
• BED 3, OPENING EQUAL TO AT LEAST 1/20 FLOOR AREA & 8000 mm² (13 in²) TRICKLE VENTILATION.
15) BEDROOM 3 WINDOW TO ALSO BE AN ESCAPE WINDOW IN CASE OF FIRE. I.E. A CLEAR OPENING AREA OF MIN 0.33 m², & MIN CLEAR OPENING WIDTH OF 450 (1'6") IN ANY DIRECTION [IF BED 1 & 2 WINDOWS RENEWED, ALSO TO INCLUDE ESCAPE OPENING WITH BOTTOM OF OPENING NO MORE THAN 1.1 (3'7") ABOVE FLOOR.
16) A MAINS OPERATED FIRE DETECTION/ALARM SYSTEM TO BE INSTALLED TO B.S. 5839-6, 2004, GRADE 'D', CATEGORY L03, WITH SMOKE ALARMS TO BS. EN 14604, [GROUND FLOOR HALL & 1ST FLOOR LANDING] & HEAT ALARM TO BS 5446-2, SHOWN (H), [IN KITCHEN]. LOCATED ON CEILINGS, MIN 300 (12") FROM WALLS & LIGHT FITTINGS, & WITH SENSORS BETWEEN 25 & 600 (1" & 2'0") BELOW CEILINGS. ALL INTERCONNECTED SO ALL SOUND WITH DETECTION BY ANY ONE UNIT. MAINS SUPPLY TO BE A SINGLE INDEPENDANT CIRCUIT & DETECTORS TO HAVE A STANDBY POWER SUPPLY. EG BATTERY.
17) HOT WATER, & SPACE HEATING TO BE PROVIDED BY NEW MAINS GAS COMBINATION/CONDENSING BOILER, MIN SEDBUK 90%, & RADIATORS - THERMOSTATICALLY/ZONE CONTROLLED TO GIVE NOMINAL 21°C IN LOUNGES & KITCHEN/DINER, & 19°C ELSEWHERE
18) OWNER/OCCUPIER TO BE SUPPLIED WITH HEATING/HOT WATER SYSTEM OPERATING MANUAL & SAME SYSTEM TO BE COMMISSIONED ON COMPLETION OF INSTALLATION BY COMPETENT 'CORGI' APPROVED INSTALLER.
19) PROPOSED INVOLVES WORKS ON PARTY WALL WITH N° 28. "THE PARTY WALL 1996 ACT" APPLIES.
20) CONSERVATION OF ENERGY DETAILS
U VALUE OF FLOOR = 0.22, U VALUE OF WALLS = 0.27 & 0.22, U VALUE OF CEILING = 0.16
INTERNAL FLOOR AREA OF EXTENSION = 16.195 m² ∴ 25% = 4.048 m² } 6.748 m² (MAX. NEW OPENINGS)
AREA OF OPENINGS LOST DUE TO CHANGES = 2.70 m²
AREA OF NEW WINDOWS, uPVC, MIN 20 mm GAP DOUBLE GLAZED, EG. SYSTEM 3, 1.1 NEUTRAL LOW 'E', U VALUE 1.4 = 3.6 m²
AREA OF DOOR, uPVC, ½ DOUBLE GLAZED, AS ABOVE, U VALUE 1.8 = 2.1 m² } 6.558 m² (24')
AREA OF VELUX ROOF LIGHTS, GLAZING TYPE GGU 0070, U VALUE 1.3 = 0.858 m²
21) UNPROTECTED AREA, AT 1.3 m TO BOUNDARY WITH N° 32 = 7.5 m² ACTUAL.
CALCULATED MAX ALLOWED BY INTERPOLATION - METHOD 1 = 7.52 m²

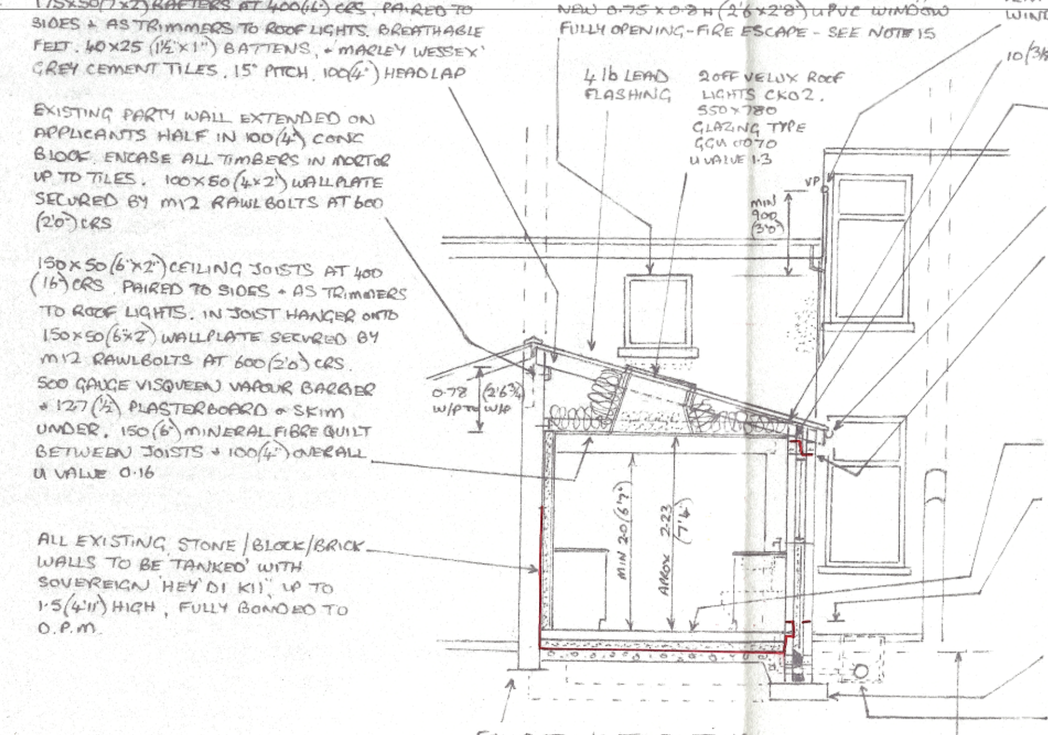

SECTION AA

SCALE 1:50

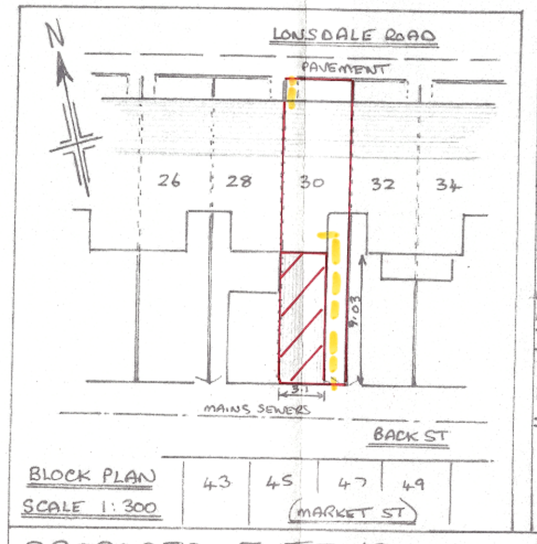

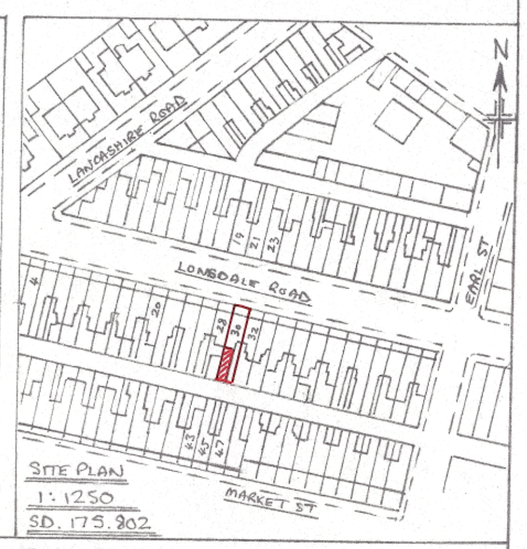

PROPOSED EXTENSION AT 30 LONSDALE ROAD MILLOM CUMBRIA FOR MR L. MACKIE.

5-11-20

R. A. WALKER
LADYHALL - MILLOM

1678