

01 SITE LOCATION AND BLOCK PLAN SCALE AS SHOWN @ A1

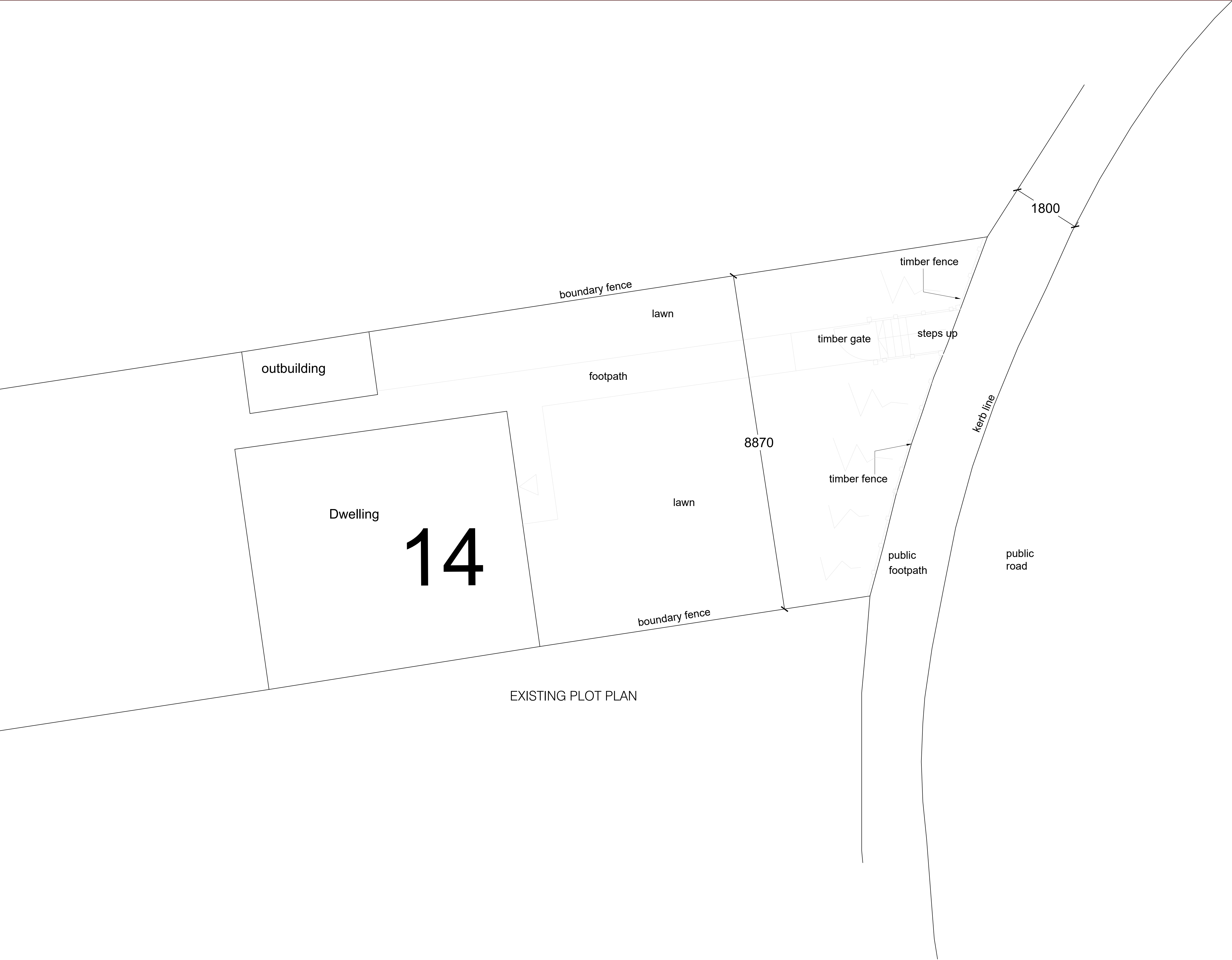
CR Design Services

Salvus House, Aykley Heads,
Durham, DH1 5TS
sales@crdesignservices.co.uk
www.crdesignservices.co.uk
Tel: 0191 645 6000

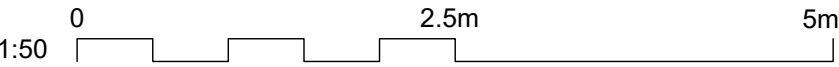
NOTES:

1. All dimensions to be checked on site.
2. Any discrepancies to be reported back to CR Design Services.
3. This drawing is part of a Building Control package, and should only be used for Building Control purposes.
4. Refer to Structural Engineer's drawings and specification for all structural elements.

<div>Rev.</div> <div>Date</div> <div>Description</div>	DRAWING NO	DATE	DRAWING	PROJECT
	1803-01	18.01.22	SITE LOCATION AND BLOCK PLAN	14 DERWENTWATER ROAD WHITEHAVEN CUMBRIA CA28 9RQ
	DRAWN	SCALE		
	KS	AS SHOWN @ A1		



EXISTING PLOT PLAN



02 EXISTING FLOOR AND ROOF PLANS
SCALE 1:50 @ A1

CR

DesignServices

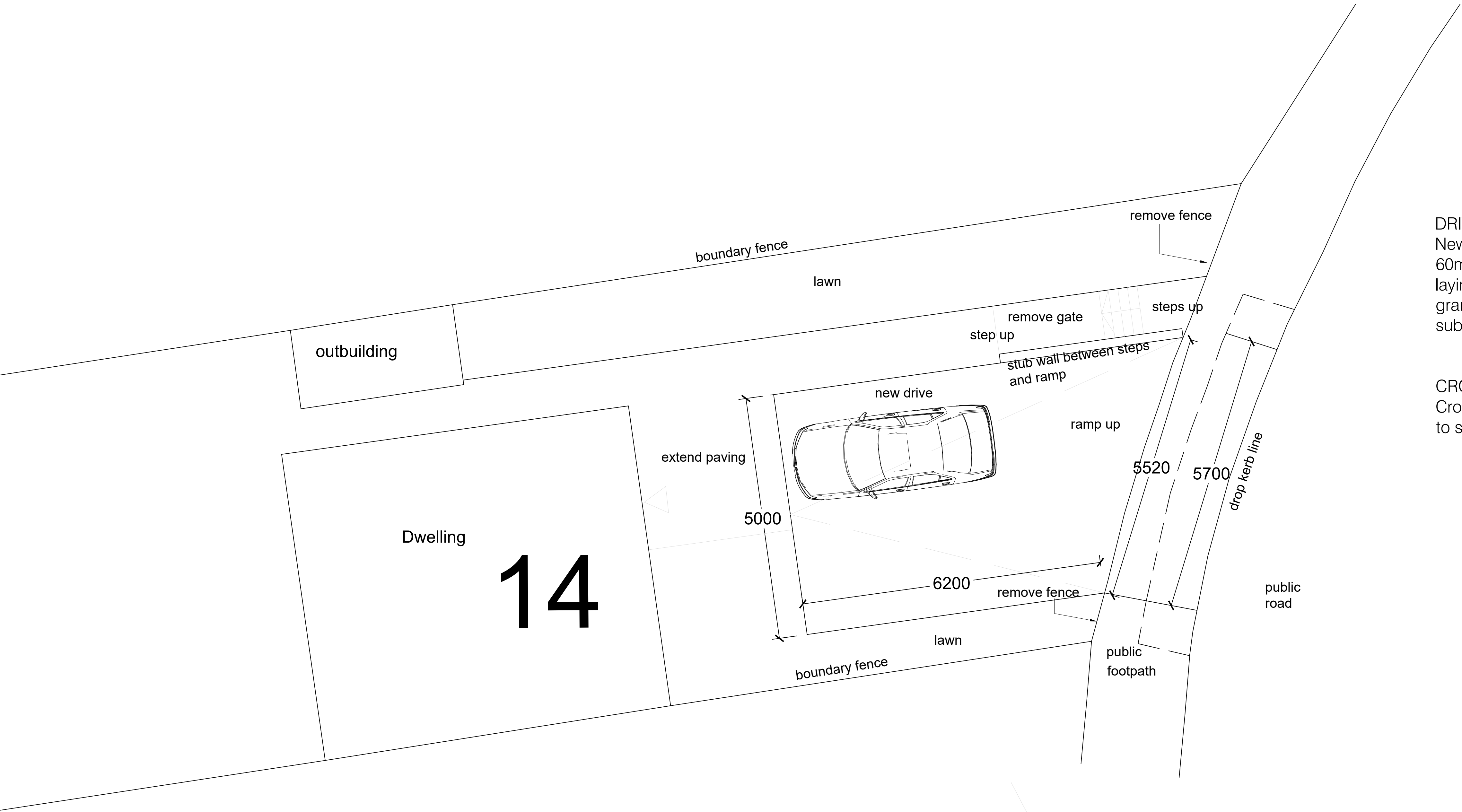
Salvus House, Aykley Heads,
Durham, DH1 5TS
sales@crdesignservices.co.uk
www.crdesignservices.co.uk
Tel: 0191 645 6000

NOTES:

- 1. All dimensions to be checked on site.
- 2. Any discrepancies to be reported back to CR Design Services.
- 3. This drawing is part of a Building Control package, and should only be used for Building Control purposes.
- 4. Refer to Structural Engineer's drawings and specification for all structural elements.

Rev.	Date	Description
------	------	-------------

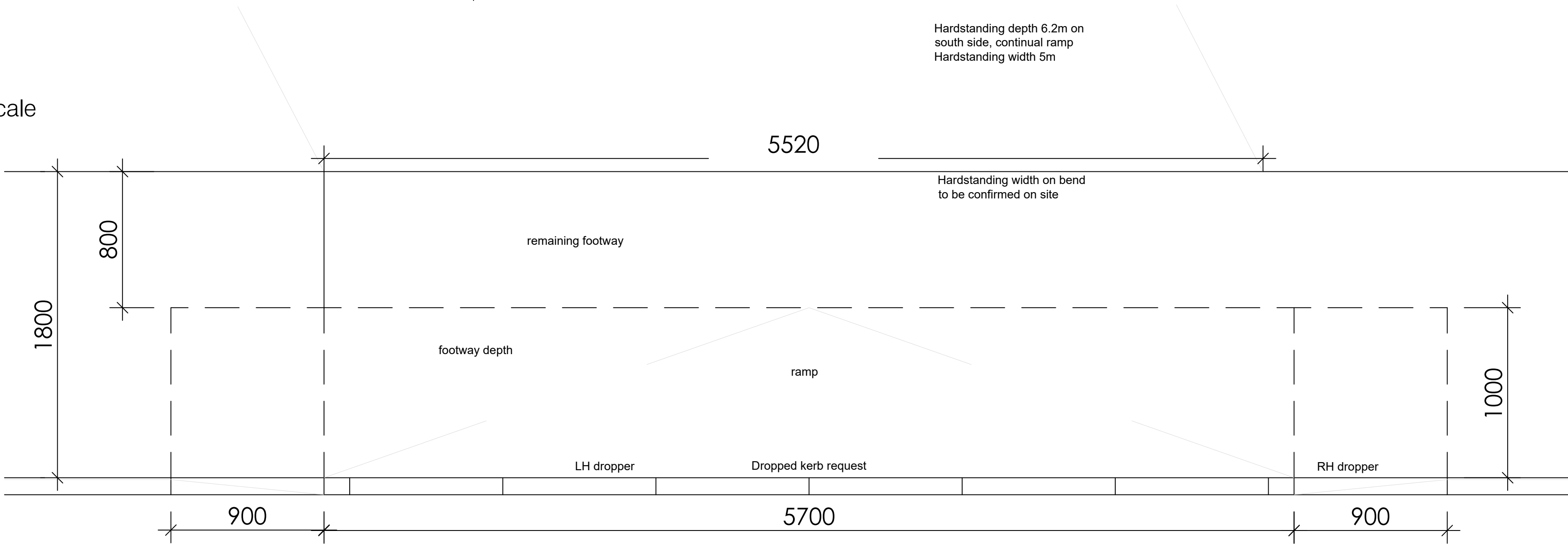
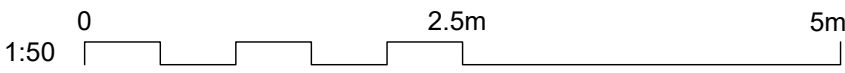
DRAWING No.	DATE	DRAWING	PROJECT
1803-02	18.02.22		
DRAWN	SCALE		
KS	1:50 @ A1	EXISTING PLOT LAYOUT	14 DERWENTWATER ROAD WHITEHAVEN CUMBRIA CA28 9RQ



DRIVE SPECIFICATION
New drive parking space and associated ramp to be 60mm concrete block to clients choice laid on 30-50mm laying course sand to BS 7533 on 150mm Cat 4 Type 1 granular aggregate compacted sub-base, on well compacted sub-grade.

CROSS-OVER SPECIFICATION
Cross-over to be built by approved contractor (list provided) to specification as required by Cumbria County Council

PROPOSED PLOT PLAN - 1:50 scale



PROPOSED DROP KERB DIMENSIONS - 1:20 scale

- NOTES:**
- 1. All dimensions to be checked on site.
 - 2. Any discrepancies to be reported back to CR Design Services.
 - 3. This drawing is part of a Building Control package, and should only be used for Building Control purposes.
 - 4. Refer to Structural Engineer's drawings and specification for all structural elements.

DRAWING No.	DATE	DRAWING	PROJECT
1803-03	18.02.22	PROPOSED PLOT LAYOUT and DROP KERB DIMENSIONS	14 DERWENTWATER ROAD WHITEHAVEN CUMBRIA CA28 9RQ
DRAWN	SCALE		
KS	1:50, 1:20 @ A1		