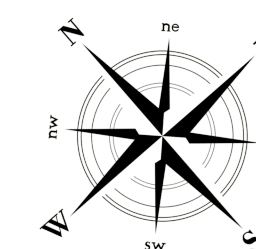
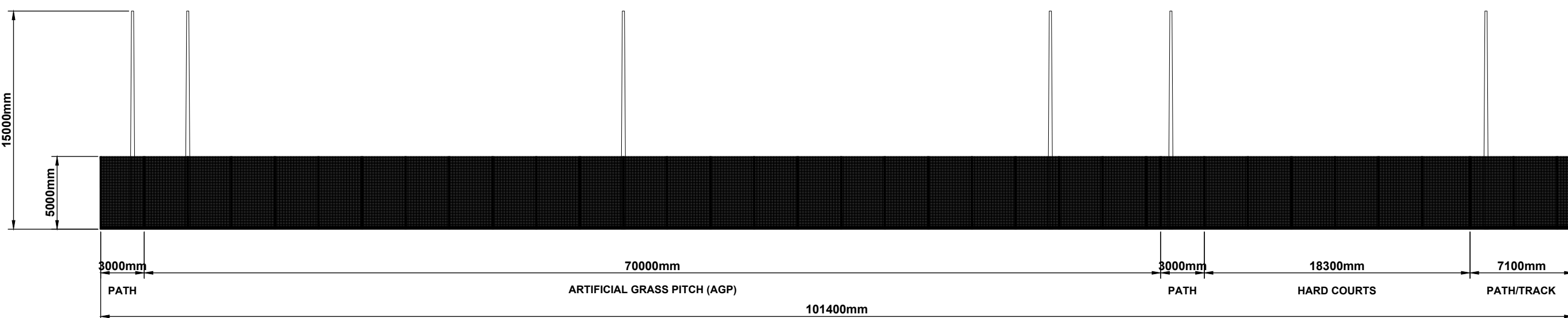


FENCING PLAN  
SCALE 1:500

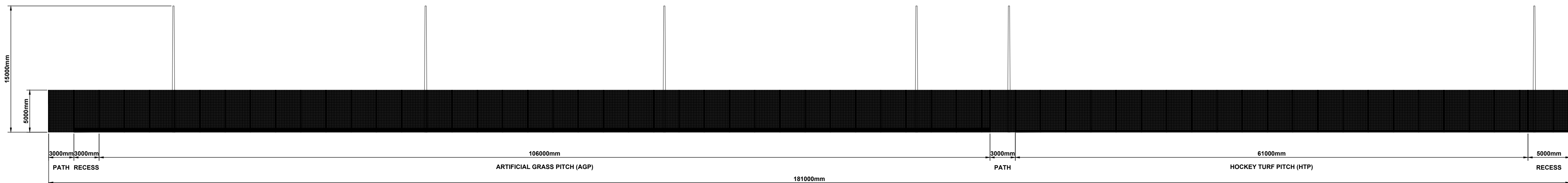
- NOTES / KEY:**
- ARTIFICIAL HOCKEY TURF PITCH (HTP) - [101.40M X 61.00M]  
[1NO. 8.00M X 5.00M STORAGE RECESS]
  - ARTIFICIAL GRASS PITCH (AGP) - [106.00M X 70.00M]  
[1NO. 30.00M X 3.00M STORAGE RECESS]
  - HARD COURT FACILITIES - [3NO. 35.33M X 18.30M (COLOUR COAT FINISH)]
  - POLYMERIC ATHLETICS SPRINT STRAIGHT - [110.00M X 4.88M (INCLUDING START/FINISH AREAS)]
  - HARD STANDING AREAS - [SPECTATOR AREA 1,675M² APPROX.]  
[ACCESS PATH - 208M² APPROX.]
  - 1.20M HIGH SPECTATOR MESH FENCING - [208 LINEAR METRES APPROX.]
  - 3.00M HIGH MESH FENCING - [680 LINEAR METRES APPROX.]
  - 5.00M HIGH MESH FENCING - [565 LINEAR METRES APPROX.]
  - TREATED TIMBER KICKBOARDS - [331 LINEAR METRES APPROX.]
  - INFILL MITIGATION BOARDS - [354 LINEAR METRES APPROX.]
  - INFILL MITIGATION GRATES - [1.20M/3.00M WIDE]
- INDICATIVE SPORTS LIGHTING SHOWN FOR ILLUSTRATIVE PURPOSES WITH ACCURATE COLUMN LOCATIONS TO BE DETAILED IN A SUPPORTING FLOODLIGHT PLAN
- INDICATIVE WIDER SITE LAYOUT DEVELOPMENTS SHOWN, REFER TO PLANS AND DOCUMENTS ASSOCIATED WITH APPLICATION 4/19/23/27/OF1 FOR FURTHER DETAILS



FENCE ELEVATION  
(SIDE) SCALE 1:300



FENCE ELEVATION  
(FRONT) SCALE 1:300



**SPECTATOR FENCING**

TYPICALLY 1.20M IN HEIGHT, SPECTATOR FENCING FEATURES A LARGE HAND RAIL ATOP A MESH AND POST SYSTEM.

TIMBER KICKBOARDS ARE OFTEN INSTALLED AT THE FOOT OF THE MESH FENCING TO REDUCE DAMAGE WHEN HOCKEY BALLS STRIKE THE FENCE. SUCH KICKBOARDS CAN BE COVERED WITH ARTIFICIAL TURF TO REDUCE NOISE LEVELS WHERE RELEVANT.



**ROLLFORM WELDED MESH FENCING**

COMPRISING POWDER COATED STEEL WIRES (3.58MM DIAMETER) FORMED INTO 50 X 50MM APERTURE MESH, MOUNTED ONTO A RECTANGULAR HOLLOW SECTION (RHS) STEEL POST SYSTEM. POWDER COATED RAL 6005 GREEN UNLESS STATED OTHERWISE.



**PANELLED RIGID MESH FENCING (TO FOOTBALL PITCH)**

COMPRISING POWDER COATED STEEL WIRES (6MM DIAMETER) FORMED INTO 200 X 50MM APERTURE MESH, WITH AN ADDITIONAL HORIZONTAL WIRE FOR INCREASED STRENGTH, MOUNTED ONTO A RECTANGULAR HOLLOW SECTION (RHS) STEEL POST SYSTEM. POWDER COATED RAL 6005 GREEN UNLESS STATED OTHERWISE.



Project name: The Whitehaven Academy

Project type: Artificial Sports Facility Developments

Drawing: Fencing Plan

Reference: NSTWA008

Revision: A

Date: 18/02/22

Drawn by: JP

Scale / Size: As Indicated / A1

**nottssport** Synthetic Surfacing / Multi-Sports

Head Office: Notts Sport Ltd, Bridge Farm, Holt Lane, Ashby Magna, Leicestershire, LE17 5NJ

Copyright© Notts Sport Limited. All rights reserved. No part of this work may be reproduced, stored in a retrieval system of any nature, or transmitted, in any form or by any means including photocopying and recording, without the prior written permission of Notts Sport Limited, the copyright owner. If any unauthorised acts are carried out in relation to this copyright work, a civil claim for damages may be made and/or a criminal prosecution may result.