


















-  Fuel Bowser
-  Toilets
-  Welfare
-  First aid
-  Spill kit
-  Muster point
-  Fire station
-  HSE signage
-  Construction Access
-  Lockable Gates
-  Waste segregation
-  Pedestrian segregation
-  Herras fencing
-  Walk through barrier
-  Farmers access
-  Pedestrian access
-  HGV route

All vehicles to be banked by traffic marshal whilst reversing on site.  
 All loaded vehicles to be fully sheeted prior to leaving the site.

0933 –S513 New House Farm

