






©One-Environments Ltd. This drawing is not to be scaled. All dimensions to be verified on site prior to commencement of works. Discrepancies, ambiguities and/or omissions between this drawing & information supplied by others must be reported immediately for clarification before proceeding

NOTES	
	Amenity Grass
	PC Slab / Set
	Existing Block Paving Retained
	Pin Kerb
	Site Boundary

REVISION P02	DATE 28.04.22	BY KJ	CHECKED PA
Softwork and hardwork material removed from road. Existing block paving entended			
REVISION P01	DATE 26.04.22	BY KJ	CHECKED PA
First Issue			
CLIENT	Copeland Borough Council		
PROJECT	Cleator Moor Innovation Quarter (A20)		
TITLE	Landscape Site Plan		
DWG No.	N1045-ONE-ZZ-A20-DR-L-0001	REV	P02
STATUS	Preliminary		
SCALE	1:200	@ A2	DATE 26.04.22
		DRN BY	KJ

