










©One-Environments Ltd. This drawing is not to be scaled. All dimensions to be verified on site prior to commencement of works. Discrepancies, ambiguities and/or omissions between this drawing & information supplied by others must be reported immediately for clarification before proceeding

NOTES	
	Amenity Grass
	Meadow Mix Seeding
	Proposed Tree
	PC Slab / Set
	Pin Kerb
	Kerb
	Transition Kerb
	Existing Asphalt Retained
	Site Boundary

REVISION   P02	DATE   28.04.22	BY   KJ	CHECKED   PA
Added drop kerb to site			
REVISION   P01	DATE   26.04.22	BY   KJ	CHECKED   PA
First Issue			
CLIENT	Copeland Borough Council		
PROJECT	Cleator Moor Innovation Quarter (A15)		
TITLE	Landscape Site Plan		
DWG No.	N1045-ONE-ZZ-A15-DR-L-0001	REV	P02
STATUS	Preliminary		
SCALE	1:250	@ A2	DATE 26.04.22
		DRN BY	KJ

