















©One-Environments Ltd. This drawing is not to be scaled. All dimensions to be verified on site prior to commencement of works. Discrepancies, ambiguities and/or omissions between this drawing & information supplied by others must be reported immediately for clarification before proceeding

NOTES	
	Meadow Mix Seeding
	Native Hedge Mix
	Proposed Tree
	Asphalt Concrete [Pedestrian Specification]
	Asphalt Concrete [Vehicular Specification]
	PC Slab / Set
	Tactile Paving
	Pin Kerb
	Kerb
	Brick on Edge Trim
	Brick Retaining Wall
	Site Boundary

REVISION   P02	DATE   29.04.22	BY   KJ	CHECKED   PA
Update to softworks and removed masterplan from drawing			
REVISION   P01	DATE   21.04.22	BY   KJ	CHECKED   PA
First Issue			
CLIENT	Copeland Borough Council		
PROJECT	Cleator Moor Innovation Quarter (01A)		
TITLE	Landscape Site Plan		
DWG No.	N1045-ONE-ZZ-01A-DR-L-0001	REV	P02
STATUS	Preliminary		
SCALE	1:200	@ A2	DATE 21.04.22
		DRN BY	KJ

