Proposed Levels	83.063	83.035	82.942	82.888	82.894	82.895	82.899	82.903	82.909	82.925	82.935	82.941	82.943	82.948	82.970	82.989	83.013	83.017
Existing Levels	83.062	83.062	83.067	83.073	83.073	83.073	83.070	83.066	83.064	83.061	83.058	83.055	83.051	83.048	82.951	82.953	82.955	82.955
Offsets	-9.880	-9.172	-6.978	-5.870	-4.865	-3.745	-2.443	-1.393	0.000	1.249	2.379	3.453	4.466	5.615	7.046	8.223	9.699	10.000
Level Difference	0.000	-0.027	-0.126	-0.185	-0.179	-0.178	-0.170	-0.163	-0.155	-0.136	-0.123	-0.113	-0.109	-0.100	0.018	0.037	0.058	0.062

Plot 9 Access CL - CH 150.000

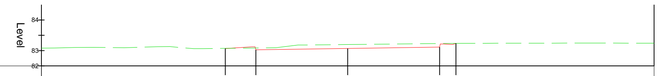

Proposed Levels	83.089	83.023	83.088	83.113	83.235
Existing Levels	83.072	83.085	83.197	83.229	83.235
Offsets	-3.996	-3.000	0.000	3.000	5.535
Level Difference	-0.003	-0.061	-0.129	-0.116	0.000

Plot 9 Access CL - CH 130.000

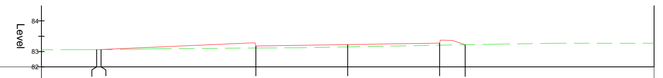

Proposed Levels	83.061	83.067	83.182	83.227	83.272	83.221
Existing Levels	83.061	83.062	83.114	83.151	83.206	83.221
Offsets	-8.198	-8.051	-3.000	0.000	3.000	3.833
Level Difference	0.000	0.005	0.068	0.076	0.066	0.000

Plot 9 Access CL - CH 110.000 (6)

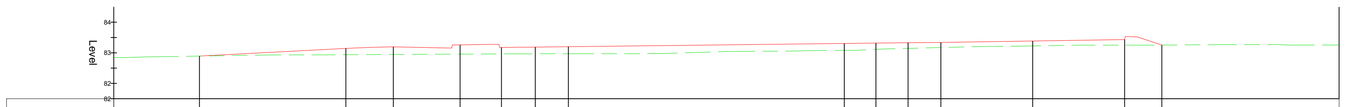

Proposed Levels	82.894	83.144	83.194	83.260	83.176	83.189	83.201	83.306	83.318	83.329	83.341	83.386	83.431	83.253
Existing Levels	82.894	82.938	82.947	82.958	82.965	82.969	82.971	83.079	83.113	83.146	83.173	83.224	83.249	83.253
Offsets	-27.203	-22.425	-20.875	-18.696	-17.346	-16.238	-15.159	-6.153	-5.119	-4.071	-3.000	0.000	3.000	4.215
Level Difference	0.000	0.206	0.247	0.302	0.211	0.220	0.230	0.228	0.205	0.183	0.169	0.163	0.163	0.000

Plot 9 Access CL - CH 90.000 (5)

0 1000 2000 3000 4000 5000 mm

SCALE 1:100

NOTES

1. THIS DRAWING SHOULD BE READ IN RELATION TO THE SUBJECT OF THE TITLE ONLY. OTHER INFORMATION SHOWN ON THE DRAWING IS TO BE CONSIDERED INDICATIVE ONLY. REFERENCE SHOULD BE MADE TO APPROPRIATE DRAWINGS SERIES/SPECIFICATIONS FOR OTHER INFORMATION.
2. ALL DIMENSIONS ARE IN METRES UNLESS SPECIFIED OTHERWISE.
3. ALL LEVELS TO BE CHECKED BY THE CONTRACTOR AT THE START OF WORKS AND ANY DISCREPANCIES NOTIFIED TO THE ENGINEER.
4. REFER TO DRAWING LUF-TTE-ZZ-XX-D-H-0050 FOR CROSS SECTION LOCATIONS.

KEY:

EXISTING GROUND

PROPOSED GROUND PROFILE

FOR APPROVAL

Rev	Description	Date	Drn	Chk	App
P01	STAGE 4 ISSUE	24.10.2025	LJB	MB	LB

Document Control

Issuing Office

Tetra Tech Manchester

2nd Floor,
11 York Street,
Manchester, M2 2AW
Tel: +44 (0)161 872 3223

www.tetratecheurope.com

TETRA TECH

Client

MORGAN SINDALL

Project Name

CMIQ PHASE 2 LUF - PLOT 9

Sheet Title

CROSS SECTIONS
PLOT 9 ACCESS CENTRE LINE
SHEET 2 OF 2

TTE Project Number	Drawn By	Date	Checked By	Date	Approved By	Date	Scale @ A1	Suitability
784-B065555	LJB	Jun '25	MB	Jun '25	LB	Jun '25	1:100	S0

Client Project Number	Originator	Volume/System	Level/Location	Type/Code	Role	Number	Revision
LUF	TTE	ZZ	XX	D	H	0063	P01

© Copyright Tetra Tech

TTE_MT_v1