






































FURNITURE / BOUNDARIES	
 F1.0 - PICNIC TABLE Supplier: Streetlife (OAE) Product: Drifter Picnic Set Material: Timber / Corten Steel Spec Clause: Q50/230	 F8.0 - CAR PARK PAY MACHINE To engineer's detail and spec Spec Clause: Q50/150
 F2.0 / 2.1 / 2.2 / 2.4 / 2.5 - BENCH Supplier: Streetlife (OAE) Product: Drifter Bench Material: Timber / Corten Steel Spec Clause: Q50/220.1 / 220.2 / 220.3 / 220.4 / 220.5	 F8.0 - CYCLE STANDS Supplier: Streetlife (OAE) Product: Strip Bike Rack Material: Corten Steel Spec Clause: Q50/210
 F2.6 - FEATURE BENCH Supplier: Made By Landmark (OAE) Material: Timber / Steel / Concrete / Gabion Basket Spec Clause: Q50/225	 F8.1 - ADAPTIVE CYCLE PARKING ZONE Located next to existing stands
 F2.7 - BENCH (EXISTING) To be retained	 F10.0 - EV CHARGER To engineer's detail and spec
 F3.0 - WAYFINDING - SITE NAVIGATION To Landmark detail and spec Material: Timber / Corten Steel	 F11.0 - QUARRY BIRD HIDE Supplier: JDMoore Joinery (OAE) Material: Timber / Corten Steel Spec Clause: B91/110
 F3.1 - WAYFINDING - ARRIVAL To Landmark detail and spec Material: Timber / Corten Steel	 F12.0 - COAL PIT HIDE Supplier: JDMoore Joinery (OAE) Material: Timber / Corten Steel Spec Clause: B91/111
 F4.0 - INFO BOARD - ECOLOGY To Landmark detail and spec Material: Timber / Corten Steel	 F13.0 - ANNIE LOWTHER HIDE Supplier: JDMoore Joinery (OAE) Material: Timber / Corten Steel Spec Clause: B91/112
 F4.1 - INFO BOARD - MAP LOCATION To Landmark detail and spec Material: Timber / Corten Steel	 F15.0 - WASTE BIN Supplier: Streetlife (OAE) Product: Box Bin Material: Corten Steel Spec Clause: Q50/240
 F4.2 - INFO BOARD - HERITAGE To Landmark detail and spec Material: Timber / Corten Steel	 F16.0 - HAND RAIL Supplier: PMS Fabrications (OAE) Material: Corten Steel Spec Clause: L37/150
 F5.0 - DOUBLE LEAF GATE Supplier: PMS Fabrications (OAE) Material: Corten Steel Spec Clause: Q50/560	 F17.0 - BOLLARD Supplier: Streetlife (OAE) Product: Rough & Ready Material: Corten Steel Spec Clause: Q50/150
 F5.1 - SINGLE LEAF GATE Supplier: PMS Fabrications (OAE) Material: Corten Steel Spec Clause: Q50/561	 F18.0 - CORTEN ENTRANCE MARKER Supplier: PMS Fabrications (OAE) Material: Corten Steel Spec Clause: Q50/130
 F6.0 - FEATURE FENCE Supplier: UK Robinia (OAE) Material: Timber / Corten Steel Spec Clause: Q40/410	 F19.0 - KNEE RAIL Supplier: JDMoore Joinery (OAE) Material: Timber / Corten Steel Spec Clause: Q40/412
 F6.1 - EXISTING FENCE Refer to drawings for retention / removal	
 F6.2 - FENCE (ECOLOGICALLY SENSITIVE) Supplier: UK Robinia (OAE) Material: Timber / Corten Steel / Wire Spec Clause: Q40/411	
 F7.0 - FEATURE ARTWORK See Natural Dimensions detail / spec / location	














EDGING / WALLS	
 E1.0 - RAILWAY SLEEPERS Supplier: Cumbo Building Supplies (OAE) Product: Reclaimed Sleeper Grade 1 Material: Timber Spec Clause: Q10/202	
 E2.0 - CORTEN STEEL INLAY Supplier: EverEdge (OAE) Material: Corten Steel Spec Clause: Q10/200	
 E3.0 - PCB KERB (FLUSH) Supplier: Marshalls (OAE) Product: Standard Bullnosed Kerb Colour: Natural Size: 125 x 150 x 915mm Spec Clause: Q10/110	
 E4.0 - CONSERVATION KERB (FLUSH) Supplier: Marshalls (OAE) Product: Conservation X Kerb Colour: Silver / Grey Size: 145 x 255 x 915mm Spec Clause: Q10/111	
 E5.0 - EDGING KERB (FLUSH) Supplier: Marshalls (OAE) Product: Conservation X Edging Kerb Colour: Silver / Grey Size: 63 x 150 x 915mm Spec Clause: Q10/112	
 E6.0 - CORTEN STEEL EDGING (FLUSH) Supplier: Everedge (OAE) Colour: Corten Size: 150mm x 4mm Spec Clause: Q10/201	
 E7.0 - TIMBER EDGING (FLUSH) To steep gravel slopes only // 120 - 130 Size: 150mm x 38mm Spec Clause: Q23/310	
 E8.0 - NATURAL STONE EDGING (FLUSH) Surplus natural stone material from Story Depot Spec Clause: Q10/113	
 W1.0 - GABION WALL Structurally to engineer's detail and spec Stone: Limestone Spec Clause: D41/210	
 W2.0 - VEGETATED WALL Product: Rootlok (OAE) Spec Clause: D41/105	




NOTES:
1. DO NOT SCALE FROM THIS DRAWING. ALWAYS WORK TO NOTED DIMENSIONS.
2. ALL SETTING OUT, LEVELS AND DIMENSIONS TO BE CHECKED ON SITE PRIOR TO THE INSTALLATION OF MATERIALS AND ANY DISCREPANCIES ARE TO BE BROUGHT TO THE ATTENTION OF THE CONTRACT ADMINISTRATOR IMMEDIATELY.
3. THIS DRAWING MUST BE READ WITH THE RELEVANT SPECIFICATION DOCUMENTS AND DETAIL DRAWINGS. ANY DISCREPANCIES MUST BE BROUGHT TO THE ATTENTION OF THE CONTRACT ADMINISTRATOR IMMEDIATELY.
4. THIS DRAWING IS COPYRIGHT PROTECTED AND MAY NOT BE REPRODUCED IN WHOLE OR PART WITHOUT WRITTEN AUTHORITY.
5. ALL DIMENSIONS ARE IN MILLIMETRES UNLESS OTHERWISE STATED.
6. NOTE DRAWING SUSTAINABILITY CODE SHOWN BELOW. DRAWING NOT TO BE USED FOR CONTRACTUAL AGREEMENT WITHOUT AT STATUS.

THIS DRAWING WAS PLOTTED ON:


14/08/2025

REVISION HISTORY				
DATE	REV	ZONE	DESCRIPTION	CHK
07/04/25	P02		Issued for planning	MDM
02/07/25	P03		Issued for coordination	MDM
14/08/25	P04		Stage 4 issue	MDM

KEY	
GENERAL INFORMATION	
	APPLICATION BOUNDARY
HARDWORKS	
	S1.0 - STONE TO DUST SURFACE (P) Supplier: Burlington Aggregates (OAE) Material: Crushed Limestone (Locally Sourced) Unit Size: 0-5mm Spec Clause: Q23/130
	S2.0 - STONE TO DUST SURFACE (V) Supplier: Burlington Aggregates(OAE) Material: Crushed Limestone (Locally Sourced) Unit Size: 0-5mm Spec Clause: Q23/131
	S3.0 - TIMBER BOARDWALK (P) Supplier: UK Robinia (OAE) Material: Timber (Robinia pseudoacacia) Spec Clause: Q55/120
	S4.0 - VEHICULAR MACADAM (V) To engineer's detail and spec
	S5.0 - VEHICULAR MACADAM (V) To engineer's detail and spec
	S6.0 - NATURAL STONE PAVING (P) Supplier: Burlington Stone (OAE) Material: Baycliff Limestone Unit Size: 600 x 400 x 50mm Finish: Flame Textured Spec Clause: Q25/310
	S7.0 - INSITU CONCRETE w/ SMOOTH FINISH (P / V) Concrete makeup to engineer's detail and spec Concrete Colour: Light Grey Finish: Smooth Trowel Finish w/ 100mm Trowel Edge Spec Clause: E41/220
	S7.1 - INSITU CONCRETE w/ EXPOSED AGGREGATE FINISH (P / V) Concrete makeup to engineer's detail and spec Concrete Colour: Grey Finish: Exposed Aggregate Aggregate Supplier: Holcim (OAE) Quarry: Ghyll Scar Etch Depth: 0-2mm Spec Clause: E41/221
	S8.0 - REINFORCED GRAVEL (P / V) Grid Supplier: Geosynthetics (OAE) / Grey Gravel Supplier: Bowland Stone (OAE) Gravel Product: Pea Gravel Colour: Buff/Grey Unit Size: 6-10mm Spec Clause: Q25/185 - Q23/160
	S9.0 - RAISED STEEL WALKWAY w/ TIMBER EDGE (P) Supplier: BFC (OAE) Material: Steel Timber: Robinia pseudoacacia Spec Clause: Q55/121
	S10.0 - TACTILE PAVING Supplier: Burlington Stone (OAE) Material: Baycliff Limestone Unit Size: 400 x 400 x 50mm Special Feature: Corduroy Finish: Gritblasted Spec Clause: Q25/310
	SE - SURFACE EXISTING Location: As noted



ORIGINATOR



W layerstudio
T 01625 523 157
manchester or
newcastle@layerstudio

MANCHESTER
81a Grove Street
Willslow
Cheshire
SK9 1DR

NEWCASTLE
Studio 39
39 High Bridge Works
Newcastle-upon-Tyne
NE1 1EW

Client
Cumberland Council

Project
**The Iron Line
Millom, Cumbria**

Drawing Title
GA | Iron Line Railway Pass

Created By MDM	Checked By CL	Scale 1:100	Sheet Size A1
Project Number 289	Originator LYR	Volume XX-ZZ-DWG-L-1205	Number
Work Stage Stage 4	Status S4	Revision P04	