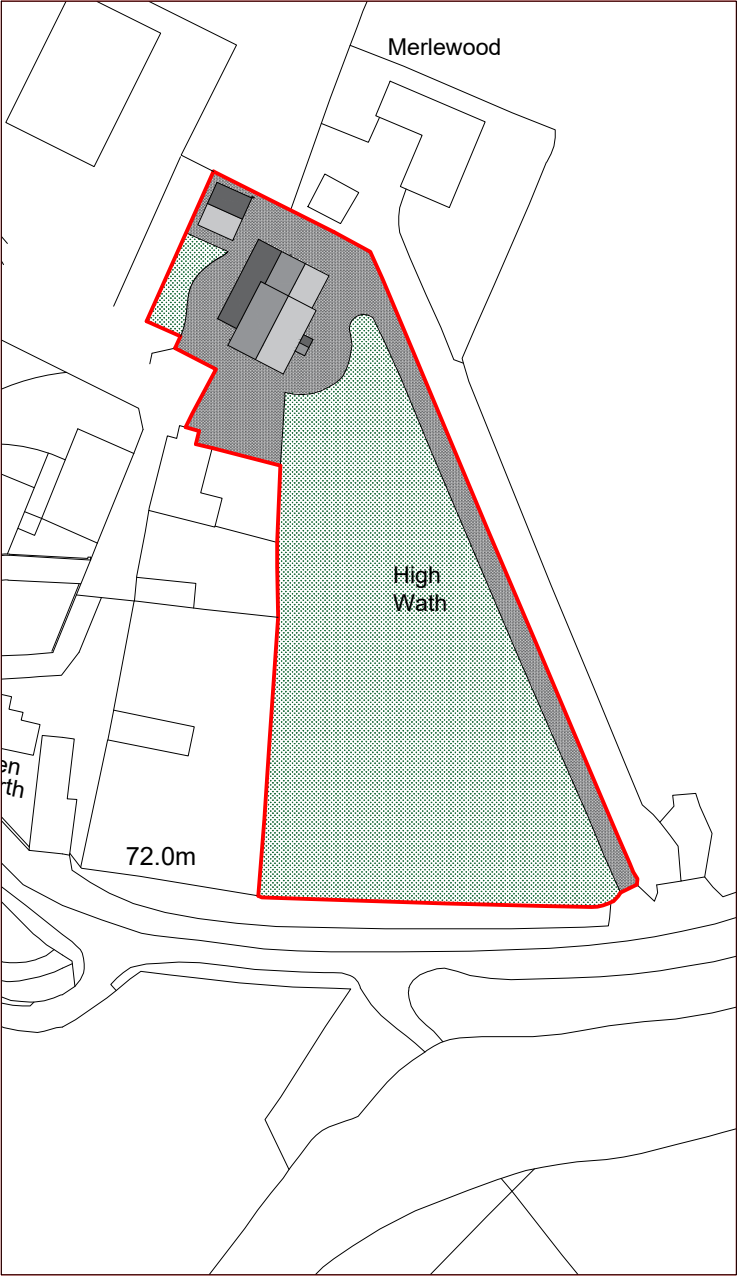




Block Plan 1/500



Site Plan 1/1250

- Viewing Splay (70m & 20m Existing)
- Site Boundary
-  Grassed Areas
-  Hard Standing Areas

Address	High Wath, Cleator, Cumbria, CA23 3AE		
Project	Proposed Garage Conversion to Annex Existing Site & Proposed Block Plan		
Ref	HW-LJW-001	Rev	-
Scale	1/500-1250	Date	21st Feb 2025
Client	Mr & Mrs Williamson		Paper Size A3