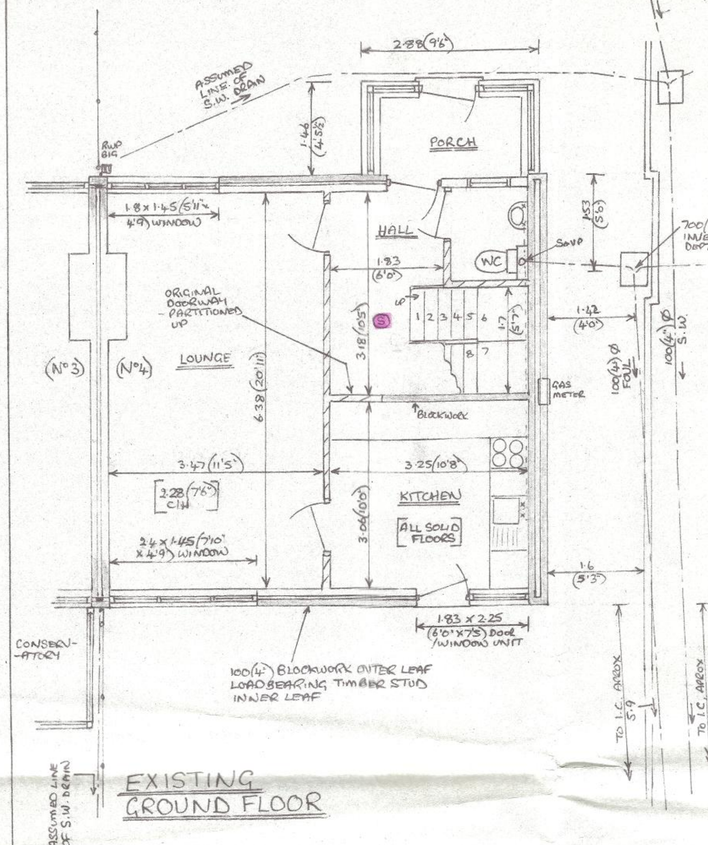

EXISTING GROUND FLOOR

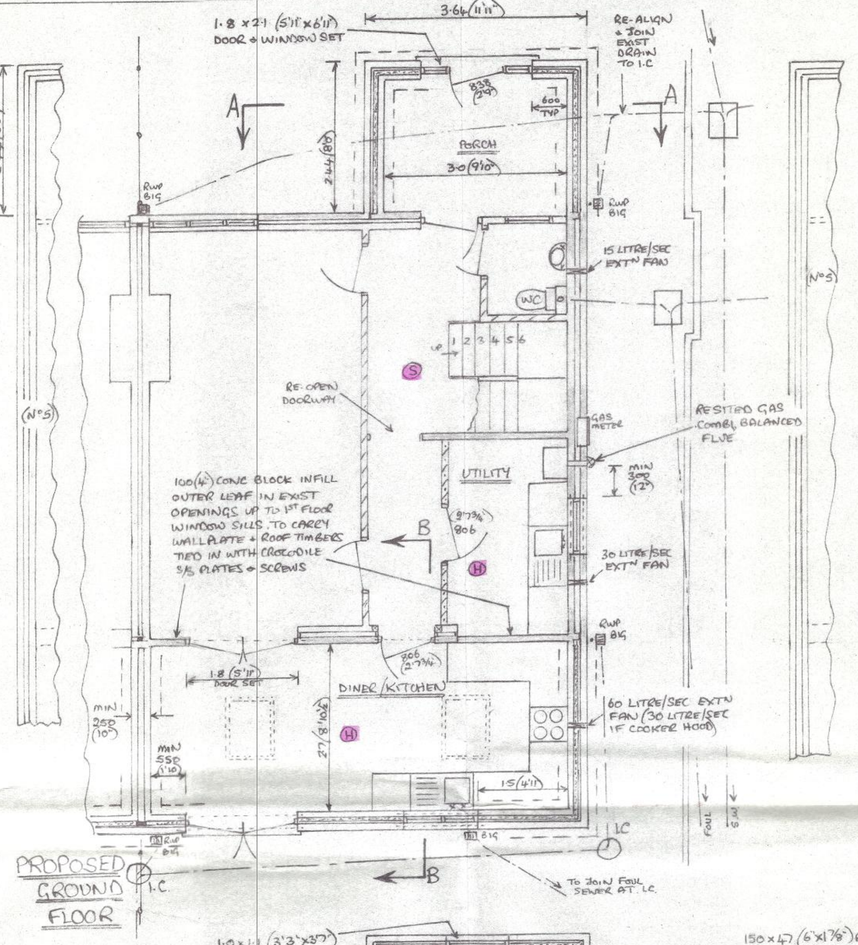

PROPOSED GROUND FLOOR

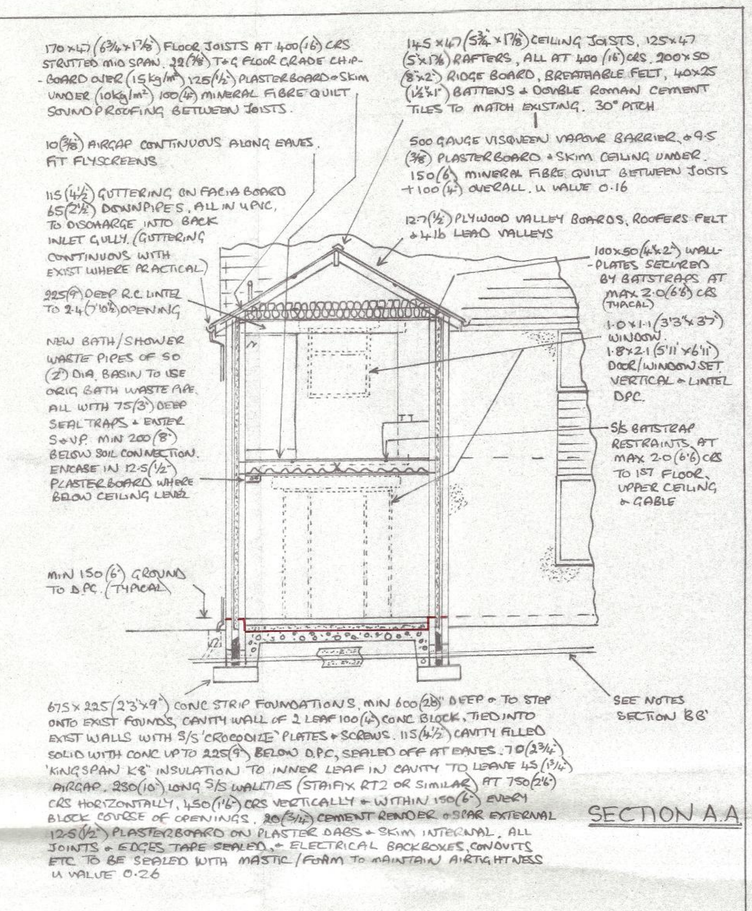

SECTION A.A

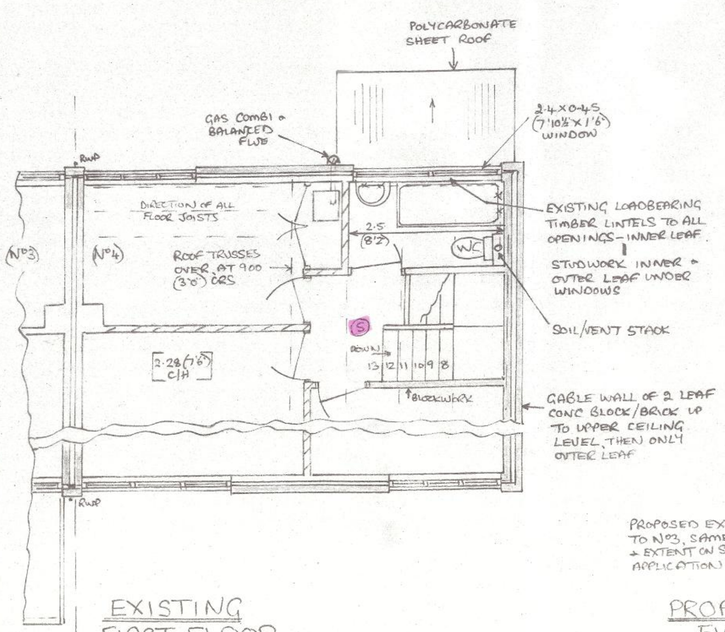

EXISTING FIRST FLOOR

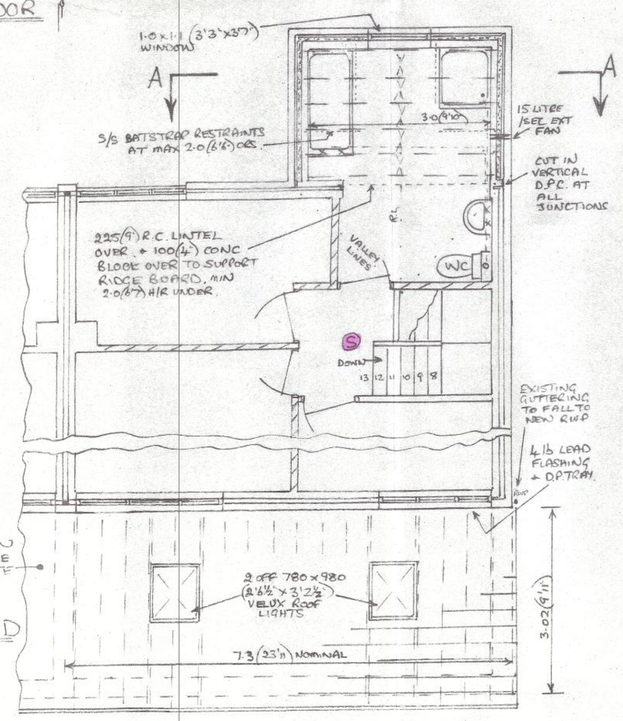

PROPOSED FIRST FLOOR

150 x 47 (6" x 1⅞") RAFTERS AT 400 (16") CRS, PAIRED TO SIDES & AS TRIMMERS TO ROOFLIGHTS, ONTO 150 x 50 (6" x 2") WALLPLATE SECURED TO EXIST WALL BY MIN. RAWLBOLTS AT MAX 600 (2'0") CRS, BREATHABLE FELT. 40 x 25 (1½" x 1") BATTENS & FLAT GREY CEMENT TILES 17½° PITCH. 100 (4") HEADLAP.
100 (4") KINGSPAN K7 BETWEEN RAFTERS TO LEAVE 50 (2") AIRGAP ABOVE. 500 GAUGE VISQUEEN VAPOUR BARRIER & 40 (1⅝") KINGSPAN BACKED 12·7 (½") PLASTERBOARD (K17) & SKIM UNDER. U VALUE 0·16

25 (1") AIRGAP, CONTINUOUS ALONG EAVES, AT FLYSCREEN

150 (6") DEEP R.C. LINTELS TO ALL OPENINGS UP TO 1·83 (6'0"), VERTICAL + LINTEL D.P.C TO EXTERNAL OPENINGS. 225 (9") DEEP R.C. LINTELS FOR UP TO 2·44 (8'0") OPENINGS

WHERE EXIST OPENINGS ARE BUILT UP WITH 100 (4") BLOCK, ANY EXIST BASE WALL TO BE EXPOSED & IF REQ'D ADDITIONAL FOUND'S PROVIDED, OR R.C. LINTEL INSTALLED TO BUILD ON.

ALL NEW DRAINS OF 100 (4") DIA U.P.V.C. MIN 450 (18") DEEP OR ENCASED IN CONCRETE IF LESS, BRIDGED BY R.C. LINTELS THROUGH WALLS & SURROUNDED BY 150 (6") PEA GRAVEL UNDER FLOORS, TO JOIN EXIST DRAIN LINES VIA U.P.V.C. INSP CHAMBERS OR 225 (9") ENGINEERING BRICK WALLS ON 150 (6") CONC BASE & WITH AIRTIGHT COVERS. SURFACE WATER DRAIN LINES FROM FRONT & REAR OF HOUSE TO BE VERIFIED. ALL TO SATISFY B. CONTROL & UNITED UTILITIES.
UTILITY ROOM SINK WASTE IS EXISTING, TO S&VP. KITCHEN SINK WASTE PIPE OF 40 (1½") DIA U.P.V.C. WITH 75 (3") DEEP SEAL TRAP & TO DISCHARGE INTO BACK INLET GULLY.

NEW PARTITION SHOWN ▨ OF 100 x 50 (4" x 2") STUD AT 400 (16") CRS, 12·5 (½") PLASTERBOARD & SKIM BOTH SIDES (10 kg/m²), 50 (2") M.F. QUILT SOUNDPROOFING CURTAIN BETWEEN.

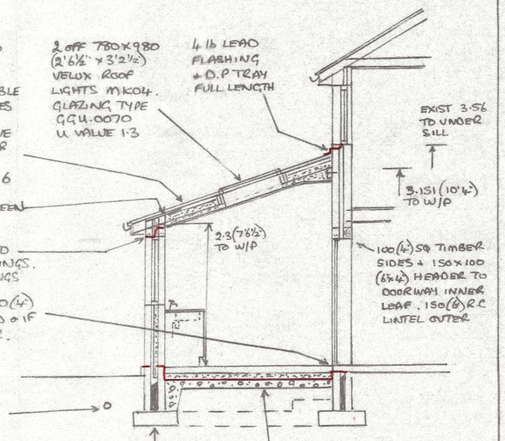

SECTION B.B

SCALE 1:50