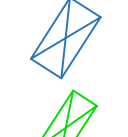
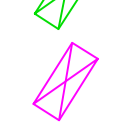



- Parking Provision:
-  Allowable surface level parking (220 Spaces)
 -  Visitor Parking (25 Spaces)
 -  Integral double garage (1 space counted) or large detached single garage (10 Spaces)



DEVELOPMENT			
Land at Edgehill Park - Phase IV			
DRAWING			
Parking Provision			
DRAWN BY	JG	DATE	10-02-2023
CHECKED BY	AD	SCALE	1:500 @A0
DWG NO/CR		DRAWING NUMBER	REVISION
PLN.	104		H
Revisions	Notes	Date	
H	Updated pond & swale design	30/03/2024	07/03/2024