
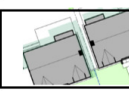
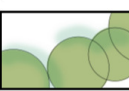



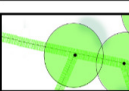
Key


Existing and consented buildings
(no ridgelines shown)


Proposed dwellings
(ridgelines shown)


Existing and consented vegetation
(olive green)


Supplemental parkland planting to
be undertaken Winter 2021


Proposed vegetation
(brighter green)


Open space grass areas


Private front garden lawns
(rear lawns not coloured here)
















Notes

This plan is based on site layout produced by Concept Support Ltd 25.10.2021

Existing and consented vegetation positions are indicative only, based on consented planting plan, topographic survey & georeferenced aerial photo.

R 05	12.11.2021	removal of stray drafting (sketch) line
R 04	11.11.2021	wall added to plot 11 frontage
R 03	01.11.2021	logos added
R 02	29.10.2021	minor corrections following peer/client review
R 01	27.10.2021	underlying ref layers deleted to reduce filesize
A 00	26.10.2021	Original drawing
revision	date	notes

drawing number

14

drawing name

Proposed layout

project

North Park, Rheda - Phase 2

client

KCS Agriculture Ltd

Eden Environment Ltd

www.edenenvironment.com

Concept Support Ltd

site evolution limited