

NOTES:

STAIR 1:
Floor to Floor height - 2760mm.
Rise - 17 steps @ 162.5mm over two flights.
Going - 250mm clear nosing to nosing.
Pitch - 33deg

CONSTRUCTION:
Steel channel stringers and metal treads, to take vinyl finish

BALUSTRADE:
For balustrade details refer to A-34001 and A-34002
No gaps bigger than 100mm sphere.

HANDRAILS:
Handrails to be continuous

KEY:
- All balustrade details subject to specialist sub contractors approval.

SPECIFICATIONS:
Metal Stairs: NBS L30/250
Stair Trims and Accessories - NBS L30
Glazing - NBS L10

SAFETY, HEALTH AND ENVIRONMENTAL
In addition to the hazards/risks normally associated with the types of work detailed on this drawing, note the following :

CONSTRUCTION
Open void following removal of existing lift. Ensure full edge protection

MAINTENANCE/CLEANING
No abnormal risks

DECOMMISSIONING/DEMOLITION
No abnormal risks

It is assumed that all works will be carried out by a competent contractor working, where appropriate, to an approved method statement

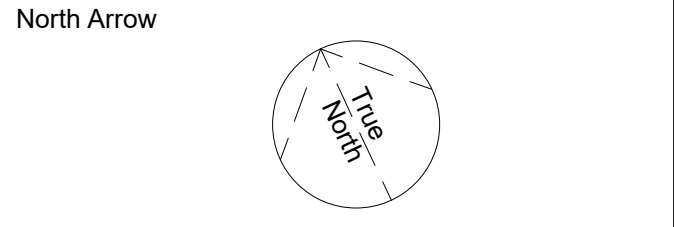
DATE	REVISION	REV	DR	CH
08/07/24	Issued for approval	P01	SM	SM
02/12/24	Co-ordination Issue	P02	ML	SM
04/12/24	CONSTRUCTION ISSUE	C01	ML	SM

This drawing has been prepared solely for the use of BEC and there are no representations of any kind made by NORR Consultants Limited to any party with whom NORR Consultants Limited has not entered into a contract

This drawing must not be used, reproduced or revised without written permission.

This drawing shall not be used for construction purposes until a "Ax - APPROVED FOR STAGE x" status appears under in Sheet Status.

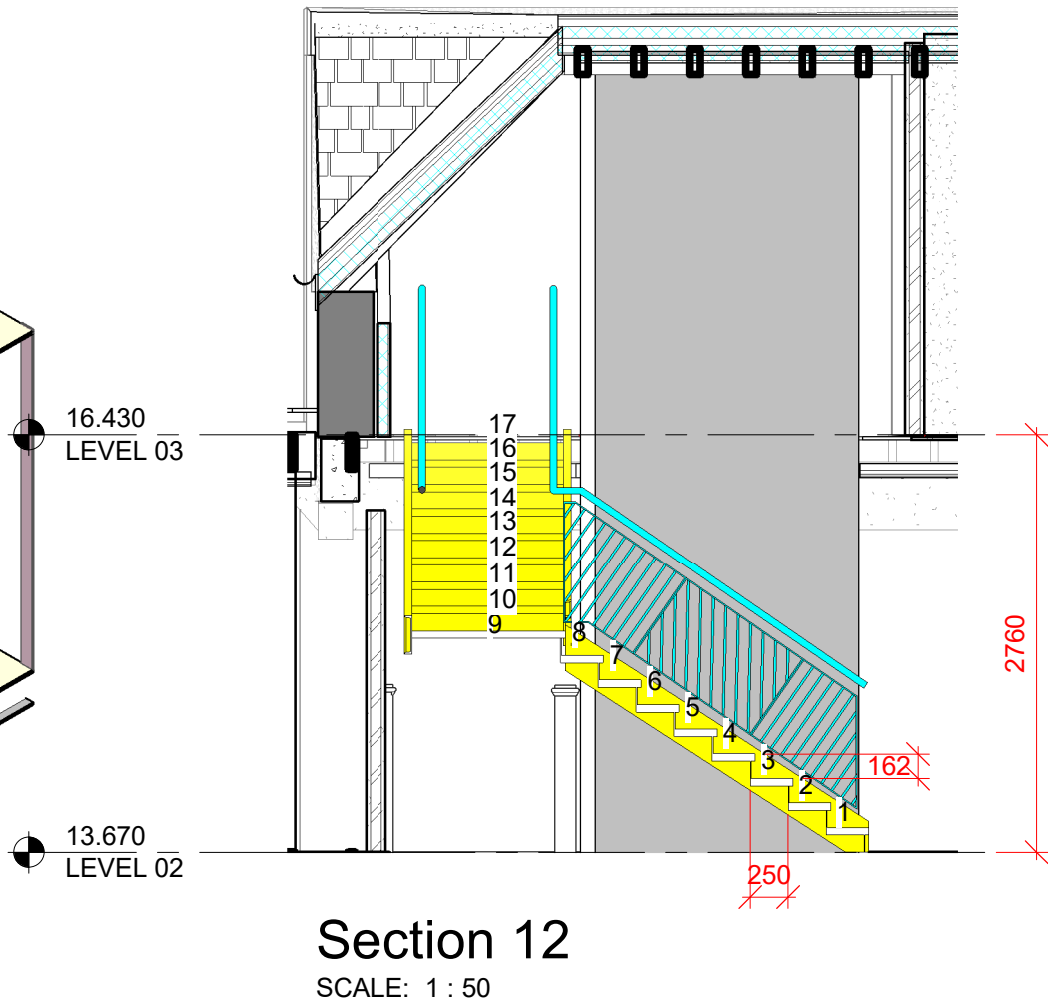
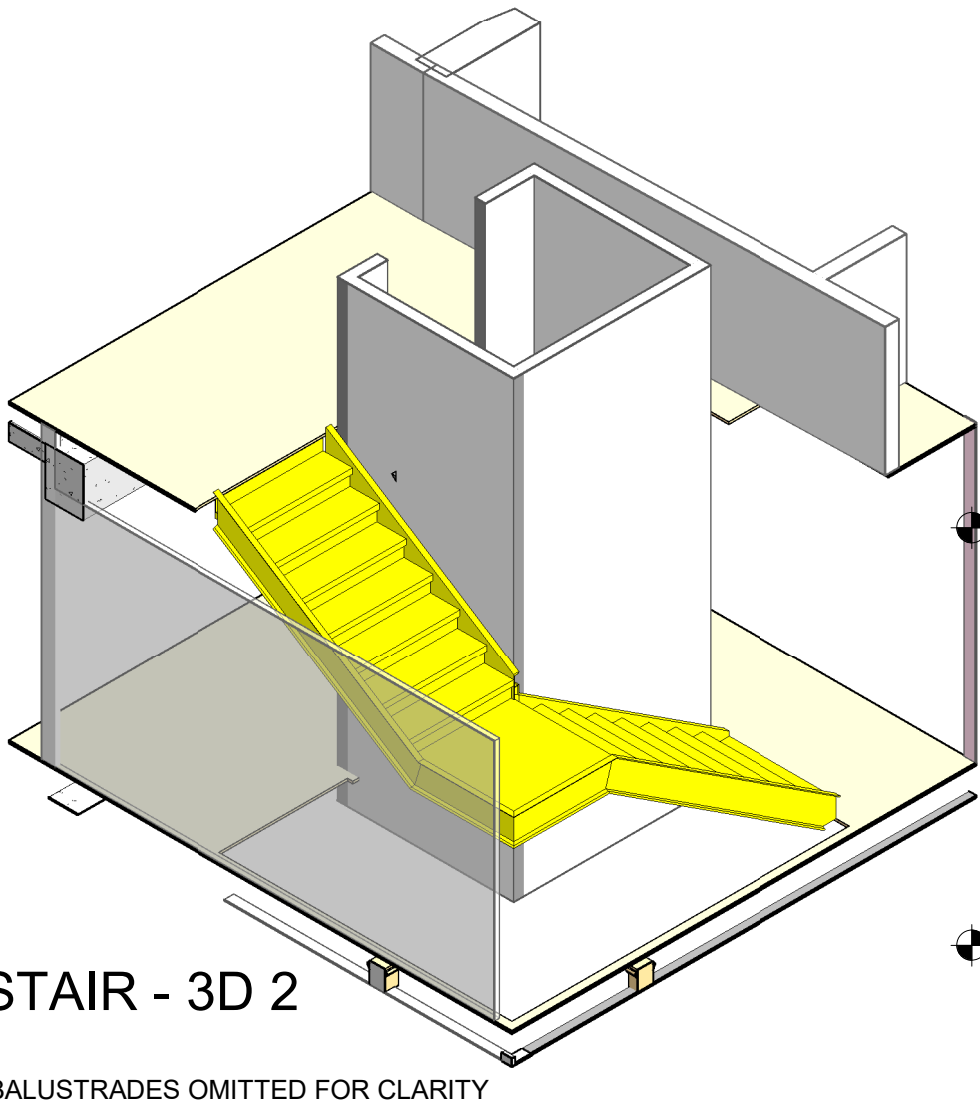
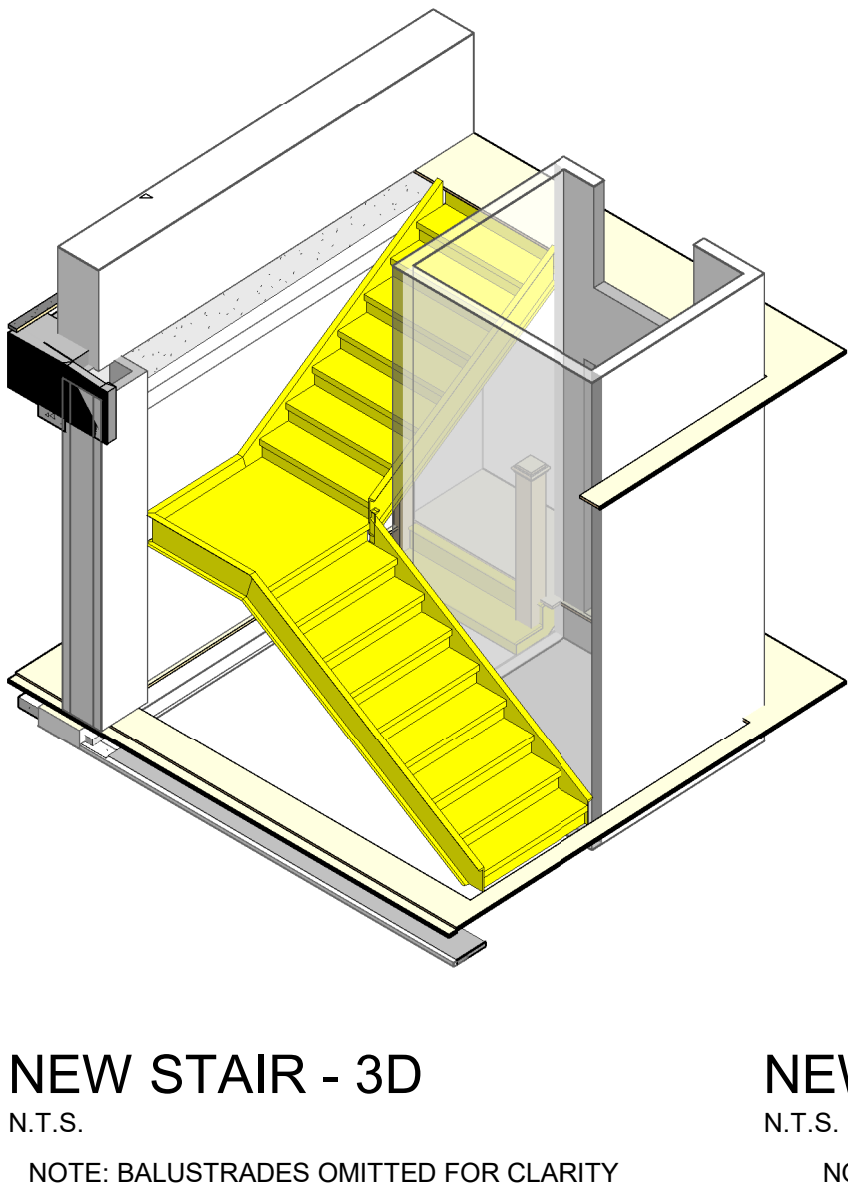
Constructors must only work to figured dimensions which are to be checked on site. Do not scale from hard copy drawings.



NORR

NORR Consultants Limited.
An Ingenium International Company

SET OFFICE INFORMATION
www.norr.com



Drawn MD	Date 03.07.24
Checked SM	Date 08/07/24
Scale 1 : 50 @ A2	
Client BEC	
Project Name Whitehaven Digital and Gaming Hub - LEVELS	
Drawing Title NEW STAIR (LEVELS 2-3) PLANS & SECTIONS	
Sheet Status	
Project No. ED3024-0055-00	
Drawing No. DGHW-NOR-XX-ZZ-DR-A-24001	Rev. C01