

# Method Statement

## (Safe System of Work)



<b>Project Title:</b> Demolition of domestic bungalow		<b>Ref No:</b> MS001
<b>Address:</b> Mellendine, High House Road, St Bees, Whitehaven		
<b>Description of Works:</b>		
To demolish existing domestic dwelling and install groundworks in preparation for new build		
<b>Expected Start/Finish dates</b>	Start: June 2024	Finish: TBC
Assessment Date: 09.06.2024	Assessed by: Mike Dodd	Approved by: Craig Richardson
<b>Associated Health, Safety and Environmental Assessments (Risk Assessments, COSHH Assessments etc):</b>		
<ul style="list-style-type: none"> <li>RA0011 Demolition of Commercial property</li> </ul>		
<b>Works Supervisor:</b> Craig Richardson	<b>Tel:</b>	
<b>Labour (Number of Persons Required to complete works – include trades)</b>		
TBC Labourers, electricians, plumbers (incl. Gas Safe engineer) Roofers, Plant driver, banksman.		
<b>Plant, Tools &amp; Equipment Required:</b>	<b>Materials Required:</b>	
<ul style="list-style-type: none"> <li>Digger/ 8 wheel tippers</li> <li>Telehandler (if required)</li> <li>Generators</li> <li>Power tools</li> <li>Hand tools</li> </ul>		
<b>Other Essential Equipment:</b>		
<ul style="list-style-type: none"> <li>First aid kit</li> <li>Fire extinguisher</li> </ul>		
<b>Residual Hazards: (See associated risk assessments)</b>		

# Method Statement

## (Safe System of Work)











### Work Method (Key steps and stages of the work required)

**Hazardous materials note: Roof tile samples have been removed for testing as may contain asbestos. No other works may be carried out on site until results are presented and any hazardous materials removed from site by licenced contractor and a clean certificate issued.**

- Roof will be removed by hand and slates stacked tidily away from work area for removal from site
- Roof joists will be stripped out and placed in appropriate skip for disposal by registered carrier
- All electrics to be stripped (qualified electrician to ensure they are disconnected and isolated from mains prior to stripping)
- All plumbing to be stripped (ensure gas is properly isolated by Gas Safe Registered engineer)
- Windows, doors to be removed and placed into appropriate skip for disposal by registered carrier
- Ceiling joists to be removed and placed into correct skip for disposal
- Digger operator will now begin to demolish the building shell. Only banksman signaller to work near to plant and must be in clear line sight of the driver/operator at all times. If the driver cannot see the banksman, he must turn off the engine and talk to the banksman to ensure clear sight.
- No-one must walk behind plant machinery when it is being operated
- Once building is down, debris will be loaded into tipper lorries for disposal and site ground cleaned off. Once site is clear, old concrete floors can be chipped out in readiness for groundworks.
- Tools and equipment can then be safely removed.
- Site is secured for next phase of works

### PPE Required: Note – Use of PPE is task dependent - not all PPE is required for all tasks

Safety Footwear	Hard Hat	Gloves	Ear Defenders	Dust Mask	Eye Protection	Hi Vis	Coveralls
✓	✓	✓	✓	✓	✓	✓	✓
							

### First Aid

- A first aider will be on site during all works.
- First Aid kit is available in all vans