










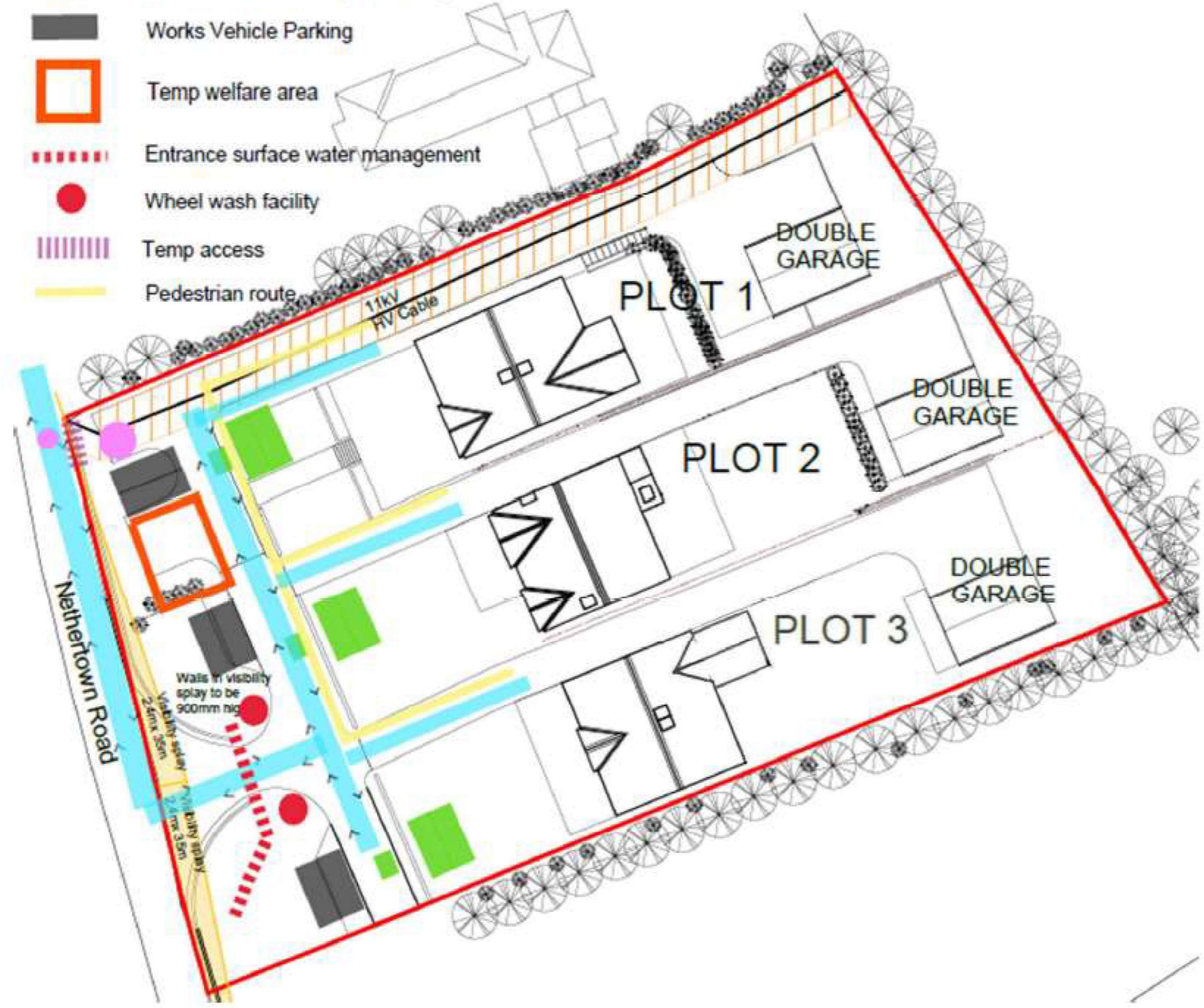


-  Haulage Road
-  Materials Temporary Loading/Unloading area (short duration works)
-  Works Vehicle while temporary Loading/Unloading area (short duration works)
-  Materials Loading/Unloading area per plot
-  Works Vehicle Loading/Unloading area
-  Works Vehicle Parking
-  Temp welfare area
-  Entrance surface water management
-  Wheel wash facility
-  Temp access
-  Pedestrian route



NOTES AND AMENDMENTS

This drawing is copyright ©. Figured dimensions are to be followed in preference to scaled dimensions and particulars are to be taken from the actual work where possible. Any discrepancy must be reported to the architect immediately and before proceeding.

REVISIONS

Rev	Description	Drawn	Date
-----	-------------	-------	------

D	ALPHA DESIGN AMENDMENT TO CHANGE FOOTPRINT ON PLOT 3.		15/03/24
---	---	--	----------

E Plot 2 Garage position moved 21/03/24



ASHWOOD
DESIGN ASSOCIATES LTD

Solway House Business Centre,
Parkhouse Road,
Carlisle
CA6 4BY

t 01228 510616
e admin@ashwooddesign.co.uk
w www.ashwooddesign.co.uk

Purpose:
Planning

Client:
Graeme Morgan

Project:
Nethertown Road, St. Bees

Title:
Construction Traffic Management Plan

Scale:	Sheet Size:	Drawn:	Date:
1:500	A3	CG	01-22
Project No:	Drawing No:	Revision:	
1999	039	E	