

coastline
COMPOSITE CLADDING

lightweight & easy to fit



Now available in either vertical
flush or horizontal shiplap finish

eurocell



Our best-selling composite cladding, *now available in two styles*

Coastline cladding is an innovative composite cladding system that lifts the appearance of any property and adds up to 10 years of guaranteed weatherproof performance.

Our horizontal range is extremely popular, but we're always looking for new ways to bring you and your customers better products and more choices. That's why we've expanded the range to include vertical cladding.

Our **new** vertical cladding range boasts all the same benefits as the horizontal range but allows for a sleek flush finish achieving a more modern look. And it's amazingly easy to work with and fit because it's lightweight, easier to lift and handle than cement boards, and needs no other trades on site to get the job done.



Perfect

for extensions, garden rooms and garages

Our **new** Vertical Coastline cladding adds a stunning finish to ground floor extensions complementing both brick and render finish buildings.

While Horizontal and Vertical Coastline cladding are a perfect choice for garden rooms, and are ideal for giving garages and out-buildings a modern makeover, because both options work equally well the choice is simply about looks and your customers' preferences.




The durability *you demand*

The secret to Coastline's hard wearing, long lasting looks and performance is its innovative patented composite structure – a patented triple composite of polymer resins, inorganic minerals and acrylic colourants that is extruded to give excellent dimensional strength and stability.





With no wood fibres or any other organic material included, it will never absorb moisture, never rot and never attract insects that could damage its fabric.

Plus, Coastline cladding never needs to be treated or painted! All it takes to keep it looking its best is an occasional wash with a non-abrasive mild detergent and water.

Available in six New England colours




Available in
Vertical Horizontal



Vertical Coastline

is available in our most popular colours Anthracite Grey, Moondust Grey and Soft Green.


Why choose Coastline?



Available in horizontal and vertical finishes



Available in six through colour options*



Premium embossed woodgrain finish



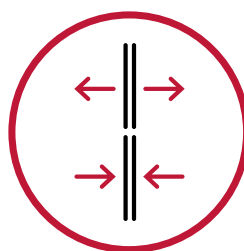
Custom fitting system



Guarantee for peace of mind



Sustainably sourced composite, 100% recyclable



Minimal expansion/contraction



Patented lightweight composite material

There are so many excellent reasons to choose Coastline cladding over traditional options. Timber boards look great but are high maintenance. Cement boards are durable but difficult and dusty to work with.

Coastline's lightweight design and custom fitting system combined with outstanding features and benefits make it a perfect choice for any cladding project.

Horizontal - featheredge look

Fitted horizontally with overlapping boards made simple with the interlocking mechanism.

Interlocking mechanism

Providing rapid, secure fixing, every time.

Premium matt embossed woodgrain skin

Looks completely natural without any of the maintenance of wood.

Vertical flush finish

There's no overlap between panels. Instead, they sit flat, providing a contemporary look.

* Vertical Coastline cladding is available in three colours

Colour co-ordinated aluminium trims

Coastlines' custom fitting system boasts a full range of colour end closers to protect reveals, corners and stop ends and add an attractive, professional finish to exterior edges.

Horizontal cladding accessories



Head trim 5m
Black | CL 002BK




Window head trim 5m
Available in all colours | CL 003



90° Internal corner 5m
Available in all colours | CL 006



Butt joint 5m
Available in all colours | CL 007



Dormer Roof End Closer
Available in all colours | CL 014




Window head trim end closer
Available in all colours | CL 023



End closer 5m
Available in all colours | CL 004



90° External corner 5m
Available in all colours | CL 005




Window reveal corner trim 5m
Available in all colours | CL 008



Window reveal trim 5m
Available in all colours | CL 009



90° External corner end closer
Available in all colours | CL025



90° Internal corner end closer
Available in all colours | CL 026

Key component

Starter bars must be used for both systems to ensure increased air circulation and drainage to avoid issues caused by condensation



Horizontal starter bar 5m
Black | CL 001BK

Vertical Starter / Head Bar 5m
Available in 3 colours* | CL 014

Vertical cladding accessories




End closer receiver 5m
Mill Finish | CLV 054




90° External receiver 5m
Mill Finish | CLV 055




90° Internal Receiver 5m
Mill Finish | CLV 056




Window reveal cover trim 5m
Available in 3 colours* | CLV 058




End closer 5m
Available in 3 colours* | CLV 064




90° External corner 5m
Available in 3 colours* | CLV 065



90° Internal corner 5m
Available in 3 colours* | CLV 066



90° External corner end closer
Available in 3 colours* | CLV 075



90° Internal corner end closer
Available in 3 colours* | CLV 076

*Anthracite Grey, Moondust and Soft Green.

All products must be fitted in line with the installation instructions, including the use of specified products - Failure to do so would invalidate any guarantee for the product

ARE YOU AN INSTALLER?

Simple to install

Coastline is fast and easy to install and has been designed with a simple interlocking mechanism that fixes to standard timber battens with no membranes required (when installed with the aluminium butt joint trim). Quality co-ordinating aluminium trims and end closers are available to create a perfect finish in every installation. Silicone sealants are also available in complementary colours in order to complete the job.

Custom fixing system

Time is money, and Coastline's specially developed aluminium rail and fixing system helps you make more of both. It provides rapid, secure fixing, every time.

Because there's no mortar or render involved, you can fit it in all weathers. And because it's much lighter than fibre cement cladding products, it won't stress exterior walls or threaten their structural integrity.

Technical talk

Calculate the coverage

Each Coastline Cladding Board has a seen face of 167mm height. Each 5m board will give approximately 0.84m² (167mm x 5000mm) so each pack of 4 = 3.334m² coverage approximately.

These dimensions serve as a guide and will differ due to the amount of apertures within the wall construction.

Building Regulations

The four geographic regions to which the Building Regulations apply, namely England, Wales, Scotland and Northern Ireland, each have their own provision for achieving an acceptable standard of fire protection. Building Regulations in the UK

apply to most new buildings and many refurbishments of existing structures and compliance to all aspects, including fire regulations, is a legal requirement.

Combustible systems installed less than 11m in height and greater than 1 metre from a boundary require no special fire provisions.

Maintain the guarantee

All Coastline Composite Cladding needs to be fitted as outlined within the installation guides. Non adherence to these instructions will invalidate the product guarantee. Correct use of all Coastline components, and sundries is also required, use of modified or non specified components will invalidate the product guarantee.

For more information:



0333 005 6525



enquiries@eurocell.co.uk



eurocell.co.uk/coastline

eurocell.co.uk



Independently fire tested
in the UK (2018) by
Exova Warringtonfire

applies to horizontal cladding

**Available online or in
200+ branches nationwide**

eurocell