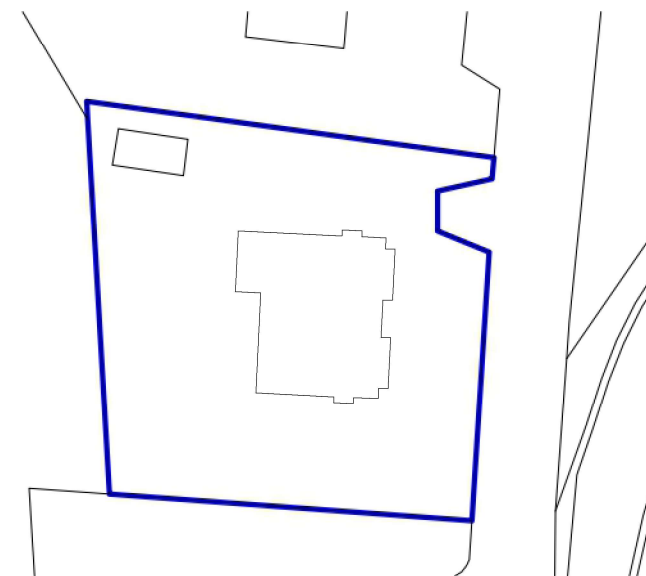
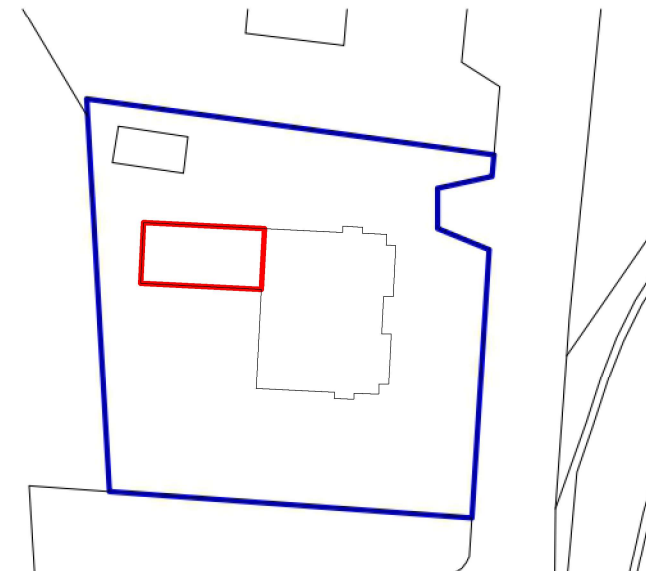


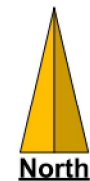
LOCATION PLAN @ 1:1250



SITE PLAN (EXISTING) @ 1:500



SITE PLAN (PROPOSED) @ 1:500



**Please Note:**  
Stated dimensions to be taken in preference to scaled dimensions. Should discrepancies be identified, CJW Surveyors Limited should be notified prior to the respective works commencing.

<b>CJW Surveyors Limited</b> Craig Wallace BSc (Hons) MRICS 07824700909 cjwsurveyors@mail.co.uk	
Client: <b>Mr and Mrs P Telford</b>	
Project Title: <b>Whincroft, Woodend, Egremont, Cumbria, CA22 2SZ</b>	
Drawing Title: <b>Location Plan and Site Plans (Existing and Proposed)</b>	
Drawn By: <b>CW</b>	Date Drawn: <b>14-08-2024</b>
Scale: <b>As Shown @ A3</b>	Page Size: <b>A3</b>
Drawing Number: <b>CJW137-003</b>	Revision: <b>A</b>