

Brown & Murray  
31 Lapstone Road  
Millom  
Cumbria  
LA18 4BT




## Quotation

Ref: Quotation


Date: 18th April 2024

**2 section Bay window - 1 off**

**Viewed from Outside**



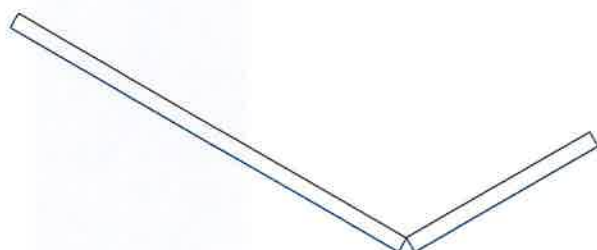
**Viewed from Inside**



**The individual frame information for this Item will follow**



**Overall Frame Width: 2425**  
**Overall Frame Height: 2300**



**Plan View:**

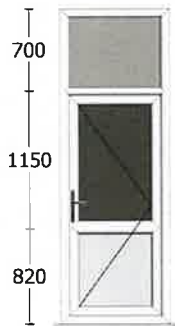
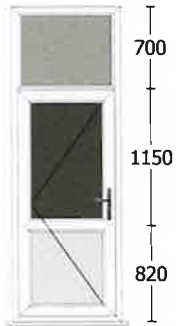


**Fitting Options:**

|                 |                          |
|-----------------|--------------------------|
| Bow roof:       | Not required             |
| Windowboard:    | Use existing windowboard |
| Building works: | Not required             |
| Bay pole        | Automatic selection      |
| Bay jacks       | No Bay Jacks Required    |
| Bay pole finish | White                    |
| Cill            | 150mm cill               |
| Cill finish     | White                    |


| Featured CASEMENT WINDOW 1895mm w x 2270mm h   |   | Qty 1                          |
|--|---|--------------------------------|
| <p><b>Viewed from Outside</b></p>   | <p><b>Viewed from Inside</b></p>  |                                |
| <p><b>Glass/Panel/Composite Options:</b></p> <p>Clear Laminated</p>  |   |                                |
| <p><b>Frame Options:</b></p> <p>Frame colour: White</p> <p>Sash colour: White</p> <p>Frame type: 57mm Outer frame</p> <p>Cill: No cill</p> <p>Cill colour: White</p> <p>Drainage: Face Drainage</p> <p>Locking: Espagnolette</p> <p>Peg stay: Not required</p> |   | <p><b>Fitting Options:</b></p> |
| <p>Item 1 of Bay/Bow/Coupled Frame</p>   |   |                                |

| Featured CASEMENT WINDOW 895mm w x 2270mm h  |  | Qty 1                          |
|--|--|--------------------------------|
| <p><b>Viewed from Outside</b></p>   | <p><b>Viewed from Inside</b></p>  |                                |
| <p><b>Glass/Panel/Composite Options:</b></p> <p>Clear Laminated</p>  |  |                                |
| <p><b>Frame Options:</b></p> <p>Frame colour: White</p> <p>Sash colour: White</p> <p>Frame type: 57mm Outer frame</p> <p>Cill: No cill</p> <p>Cill colour: White</p> <p>Drainage: Face Drainage</p> <p>Locking: Espagnolette</p> <p>Peg stay: Not required</p> |  | <p><b>Fitting Options:</b></p> |
| <p>Item 2 of Bay/Bow/Coupled Frame</p>   |  |                                |


| Featured Open in resi door 900mm w x 2700mm h   |  | Qty 1            |
|---|--|------------------|
| <div><p>Viewed from Outside</p><p>DoorInRight</p></div>  | <div><p>Viewed from Inside</p></div>  |                  |
| Glass/Panel/Composite Options:  |  |                  |
| <div>Clear 4:20:4 Tough Low E (C Rated)</div> <div>Clear Laminated</div> <div>Plain panels - White</div>  |  |                  |
| Frame Options:  |  | Fitting Options: |
| <div>Frame colour: White</div> <div>Sash colour: White</div> <div>Threshold: Standard threshold</div> <div>Cill: 150mm cill</div> <div>Cill colour: White</div> <div>Drainage: Concealed drainage</div> <div>Handles: Satin Silver Lever/lever handles</div> <div>Hinges: White</div> <div>Number of hinges: 3 per leaf</div> | <div>Threshold board: No Threshold board</div> <div>Fitting: Replace existing door</div> <div>Building works: Not required</div> <div>New lintel: Not required</div> |                  |
| Item 2 of 3   |  |                  |

**2 section Bay window - 1 off**

**Viewed from Outside**



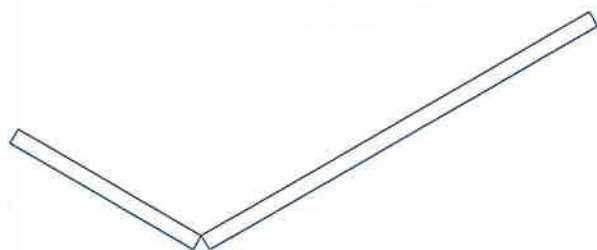
**Viewed from Inside**



**The individual frame information for this Item will follow**



**Overall Frame Width: 2425**  
**Overall Frame Height: 2300**

**Plan View:**



**Fitting Options:**

|                 |                          |
|-----------------|--------------------------|
| Bow roof:       | Not required             |
| Windowboard:    | Use existing windowboard |
| Building works: | Not required             |
| Bay pole        | Automatic selection      |
| Bay jacks       | No Bay Jacks Required    |
| Bay pole finish | White                    |
| Cill            | 150mm cill               |
| Cill finish     | White                    |

| Featured CASEMENT WINDOW 895mm w x 2270mm h  |   | Qty 1                          |
|--|---|--------------------------------|
| <p>Viewed from Outside</p>    | <p>Viewed from Inside</p>  |                                |
| <p><b>Glass/Panel/Composite Options:</b></p> <p>Clear Laminated</p>  |   |                                |
| <p><b>Frame Options:</b></p> <p>Frame colour: White</p> <p>Sash colour: White</p> <p>Frame type: 57mm Outer frame</p> <p>Cill: No cill</p> <p>Cill colour: White</p> <p>Drainage: Face Drainage</p> <p>Locking: Espagnolette</p> <p>Peg stay: Not required</p> |   | <p><b>Fitting Options:</b></p> |
| <p>Item 1 of Bay/Bow/Coupled Frame</p>   |   |                                |

**Featured CASEMENT WINDOW 1895mm w x 2270mm h**

**Qty 1**

**Viewed from Outside**



**Viewed from Inside**



**Glass/Panel/Composite Options:**

Clear Laminated

**Frame Options:**

**Fitting Options:**

Frame colour: White  
Sash colour: White  
Frame type: 57mm Outer frame  
Cill: No cill  
Cill colour: White  
Drainage: Face Drainage  
Locking: Espagnolette  
Peg stay: Not required

Item 2 of Bay/Bow/Coupled Frame



Item Extras and Totals Page

Cost of fitted items (including vat) : £ 6780.00

Total (including vat): £ 6780.00

**Balance to be paid upon completion: £ 6780.00**

