


DO'S **TREE PROTECTION** **DON'TS**

Trees add value to the site, provide shade, improve habitat, improve air quality and are typically protected as part of any planning approval, so their protection is in everyone's interest to avoid costly stoppages and damage.

TREE ROOTS

Spread out a lot further than the branches over a large area and are usually found close to the surface of the soil, making them susceptible to damage.



To help trees survive any proposed changes a minimum amount to undisturbed rooting area needs to be protected or provided to help the tree feed itself and survive this can only be done by creating a Construction Exclusion Zone. These are normally detailed on a Tree Protection Plan or detailed within an Arboricultural Method Statement. Please look at these before you start work to understand what fencing and ground protection are to be used where.



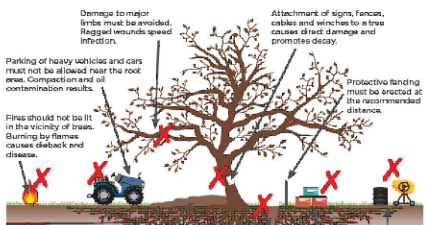
- Tree Protection is not a puzzle, everything you need is on the Tree Protection Plan or can be found in the Arboricultural Method Statement.
- Before work starts erect and maintain the correct fencing and ground protection.
- Tree protection is usually a planning condition and breaches can result in a stop notice, prosecution or fines.
- Tree damage can be avoided, if in doubt ask for help. Help avoid costly shut downs and financial penalties.

T 01423 322 371 E info@barnesassociates.co.uk W barnesassociates.co.uk

TREES ROOTS

Many people believe tree roots extend as deep as the tree is high, or simply plug into the ground like canes, which is untrue.

We must all avoid any unauthorised damage to trees. The use of properly positioned protective fencing can prevent tree deaths occurring.



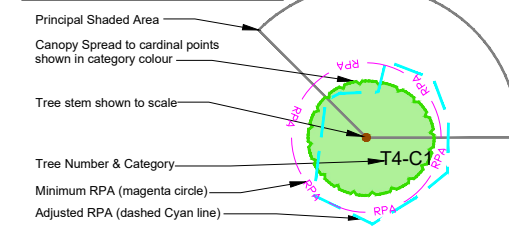
Warning Construction site

RESULTS OF BREACHING THE CEZ

- Soil Compaction** Starves roots of oxygen and nutrients and increases water run off the site.
- Excavation** Cuts or damages the roots, which can affect a tree's health or stability.
- Turf or Soil Removal** Even shallow excavations can remove or damage fine feeder roots.
- Canopy/Branch Damage** Limits food production and encourages pest or disease.
- Chemical Spill including Cement** Kills roots, starving the tree oxygen, water and nutrients.
- Fires** Scorch and burn leaves, stems and branches.

© Barnes & Associates Ltd. This plan should be viewed in **COLOR**, please do not scale form this drawing, all dimensions should be checked on site, any errors or divergences should be brought to the attention of Barnes and Associates Ltd. All right described in Chapter IV of the Copyright, Design & Patents Act 1988 have been generally asserted and copyright of this plan remains with Barnes Associates Ltd until all fees are paid in full.

Individual Tree Symbols



Tree Protection Methods

Tree Protection Fencing (TPF)
Indicated by the red line.
Fencing designs will need to reflect the expected size of plant and the level of forecasted intensity of change.

Construction Exclusion Zone (CEZ)
Indicated by the red Net Hatching.
These are 'NO-GO ZONES' for site works, storage and operatives.
To be protected by appropriate Fencing and/or Ground protection.
These areas shall be identified with signage.

Notes:

Revision Description:

Client:

Copeland Borough Council

Benefit of:

Project: BOC Yard

Title: Tree Protection Plan

Drawing No: BA11303BY Status: P

Scale: 1:500 @ A1 Revision: F

Date: 06/09/2022

Drawn By: MM Checked: SB Approved: SB