

# ARCHER

FIRES



Bringing Everyone Together



## BRITISH MADE

### Archer Fires

A name synonymous with excellence and innovation when it comes to wood burning and multi-fuel stoves. Having spent time installing, sweeping and fixing stoves for other brands, James put his mechanical engineering background to use in 2016 when he designed his first range of traditional multi-fuel stoves, which quickly became one of the fastest growing new stove brands in the UK.

Now its time to put that experience and prestige to use and take on the modern stove market. Reducing our reliance on Europe and the rest of the world by building everything in Britain. This is a core value to James, as is sourcing all of the steel, cast-iron and as many components as possible from British suppliers.

### South Derbyshire

All Archer Fires are hand-made by people at our own facility in South Derbyshire. We believe in the human touch, which is why all of our stoves are hand crafted by people and not robots. As such every stove is made with passion and precision which sparks to life when you light the fire for the first time.

### West Midlands

Just as important as manufacturing our stoves in Britain, is sourcing our materials from local, sustainable suppliers. We are proud to work with the Thomas Dudley Foundry who have been manufacturing high quality castings in the UK since 1920 and today are one of the most respected cast-iron manufacturers in the country.



For peace of mind, every Archer Fire comes with a 5-year warranty, ensuring you're covered for years to come. Allowing you to enjoy the warmth and reliability with confidence.



# STOVES & FIRES

Step into a world where high performance meets beautiful design. Archer Fires brings you a curated collection of contemporary wood, multi-fuel, and gas stoves that redefine the way you heat your home — with elegance, efficiency, and character.

We believe your stove should do more than warm a room. It should complement your space, and elevate your everyday. That is why our range is as diverse as the homes they are made for — from rustic charm to modern minimalism, and everything in between.

Whether it's the timeless crackle of a real wood fire or the instant glow of gas, your perfect flame is waiting. Because it's more than a stove — it's your story, in warmth.



The Energy Labeling Directive provides a framework aimed at mitigating the negative environmental effects of energy-related products and assists in selecting energy-efficient options. Woodburners classified within the A energy rating deliver superior efficiency and lower running costs.

## Sustainable Heating

Wood is a renewable biofuel that when used correctly forms part of the natural life cycle. The carbon-neutral nature of wood as a source of energy contributes to sustainable heating practices, reducing our dependence on non-renewable resources and minimising our environmental impact.

## Optimising Efficiency

Hardwood is best left for two seasons from which it was cut before it is burnt. Damp wood does not burn well. Invest in a moisture meter and ensure you wood has less than 20% moisture in it prior to burning. Hardwood burns longer and slower compared to softwoods, therefore finding the right mixture of wood will optimise your efficiency.

## Selective Burning

Not all wood is the same. There are certain species of wood that should never be burnt, along with contaminated timber, plywood, MDF and painted wood. Oak and Ash are excellent examples of high quality wood that can be safely burnt, but always best to mix your wood where possible to get the most from your stove.

## Accelerating Drying

Storing wood off of the ground will prevent it from absorbing moisture. Likewise a woodshed with good air circulation all the way around will expedite the drying process. Splitting your logs prior to storing them will allow them increases surface area, expediting moisture evaporation and promoting cleaner, more efficient combustion.

## Protective Measures

Covering your firewood from the elements is a good idea, however take care when using certain materials such as tarps as it prevents moisture from evaporating and can in some cases create condensation. This can lead to damp wood which can rot, consuming the energy contained within the wood and making it unsuitable to burn.



# ARCHER FIRES

Page 08.	The Challenger 5
Page 12.	The Challenger 5+
Page 20.	The Vulcan 5L
Page 24.	The Vulcan 5L PRO
Page 28.	The Panavia
Page 32.	Colours & Options
Page 34.	Specifications



Rest assured, Archer Fires exceed ECO-Design standards and are DEFRA-exempt, allowing you to burn wood safely and legally anywhere in the UK, even inside smoke control zones.



Challenger 5 Multi-fuel Stove



# ARCHER CHALLENGER 5

A master-class in modern utilitarian design. Its aesthetic doesn't try to woo you with frilly cast-iron curves or ornate flourishes. No – this stove is all clean lines, flat planes, and serious business. It has a geometric honesty to it: boxy, bold, and unapologetically straightforward. But don't mistake minimalism for simplicity—this is functional beauty in steel and cast-iron.



See the Challenger 5 burn by scanning this QR code



Challenger 5 with traditional log bar and black handle



Challenger 5 with traditional log bar and black handle

## CHALLENGER 5

### Short Legs

With a generous viewing window, 86% efficiency, and a 3-7kW output range, the Archer Challenger 5 offers powerful performance without compromise.

Clean lines, a robust steel body, and a cast-iron door make this stove a striking centrepiece in either a contemporary home or traditional fireplace.





# ARCHER CHALLENGER 5+

Retaining the same efficient multi-fuel firebox and 5kW nominal output, the 5+ steps things up with hand-crafted convection side panels and a matching thick steel top. These gently contoured panels echo the subtle curves of the door, wrapping around the body to elevate both form and function.

As well as adding visual presence, the convection panels reduce required clearances to combustibles – making the Challenger 5+ ideal for freestanding installations beyond the fireplace chamber. Available in three configurations, the Challenger 5+ offers flexible style that fits your space.



Short Legs, Black Handle & Contemporary Log Retainer



Tall Legs, Black Handle & Traditional Log Retainer



Log Box, Silver Handle & Contemporary Log Retainer

See the Challenger 5+ burn  
by scanning this QR code



Challenger 5+ in the Kilmarin Fireplace by Classic Mantels



Challenge 5+ in the Crighton Fireplace by Classic Mantels

## CHALLENGER 5+

### Short Legs

Delivering 86% efficiency and a 3-7kW output range, the Challenger 5+ multi-fuel stove is as powerful as it is stylish.

Crafted from cast-iron and heavy-gauge steel, the 5+ features convection panels for flexible placement, making this stove as hard working as it looks.





# CHALLENGER 5+

## Tall Legs

Elevated in every sense. The Challenger 5+ on tall legs brings added height and presence, perfect for larger hearths or freestanding installations.

The taller legs give it a striking, elevated stance, making it ideal for larger spaces or as a bold focal point. With an impressive 86% efficiency and a 3-7kW output range, the added height is as practical as it is stylish.



Challenger 5+ with contemporary log bar and silver handle



Challenge 5+ Log Box with traditional log bar and black handle

## CHALLENGER 5+ Log Box

Practically meets poise. The Challenger 5+ with integrated logstore adds both storage and stature, creating a bold vertical statement in any room.

With convection side panels, a wide panoramic window, and an 86% efficiency rating, this 3-7kW multi-fuel stove blends smart design with everyday ease — A true modern classic, raised to the next level.





# ARCHER VULCAN 5L

The Vulcan 5L is our sleek, tall wood-burning stove that combines heavy gauge steel construction with a robust cast-iron door finished with a modern black glass for a crisp, contemporary clean look.

Convection top and panels for reduced clearances

Refined cast-iron door, with subtle curved decals

Convenient log storage solution beneath the firebox



Available in a choice of different colours to suit your homes decor (see page 32)

Choose either a matching black or contrasting stainless steel handle for a refined touch.

A single, push/pull air control slider on the side for easy operation

See the Vulcan 5L burn by scanning this QR code



Vulcan 5L in metallic blue with silver handle



Vulcan 5L in metallic black with black handle

## VULCAN 5L

With its cylindrical appearance the curved modern black glass door is complimented by the open base which provides a convenient space to store logs and is safe to do so, thanks to the integrated lower heat shield.

The Vulcan 5L can be installed easily in more locations thanks to the curved convection panels that keep the sides and back of the stove cooler, making it suitable for a wide range of open-plan living situations.





# ARCHER VULCAN 5L PRO

The Vulcan 5L PRO version is our premium edition, with all the same benefits and options of the 5L, but with the addition of a push-close lower door and innovative coffee pot ash-pan, this wood stove burns as beautifully as it looks.

Convection top and panels for reduced clearances

Refined cast-iron door, with subtle curved decals

Innovative coffee pot ash removal system

Curved lower door for a more professional look



Available in a choice of different colours to suit your homes decor (see page 32)

Choose either a matching black or contrasting stainless steel handle for a refined touch.

A single, push/pull air control slider on the side for easy operation

Stay-clean touch point on the lower door for finger-print free opening



See the Vulcan 5L PRO burn by scanning this QR code





Vulcan 5L PRO in metallic black with silver handle

## VULCAN 5L PRO

When designing the 5L PRO, we wanted to make emptying the stove more convenient. The solution? A unique ash-pan that sits under the stove with a robust handle, that slides in just like a coffee pot. Enhanced further with a glass strip showing the ash level inside.

Additionally we wanted a door on the lower compartment to complete the look and give the 5L PRO a more modern finish. Plus we added a black touch plate to avoid fingerprints, keeping your stove looking professional at all times.





# ARCHER PANAVIA

At the centre is a highly realistic gas flame effect that looks just like a real log fire. The flames gently flicker and move across the high-definition log set, giving you the warm, natural feel of a real wood-burning fire but with the added convenience of gas.

Balanced flue for easy chimney connections

Curved black glass window for a modern look

High definition log-set for a premium look

Remote control included for simple operation

Both natural gas or LPG versions available



Available in a choice of different colours to suit your home's decor (see page 32)


Realistic flame effect with our next generation elevated burner

Lower compartment door concealing the controls



See the Panavia burn by scanning this QR code





Panavia in metallic black

## PANAVIA

This contemporary masterpiece brings elegance and warmth to your living space. With a nominal output of 4.5kW, it's the perfect balance of style and comfort. Offering exceptional efficiency, with up to 89%, the Panavia Gas stove is a symbol of sophistication and efficiency.

Available with a remote control as standard.





# Colours & Options

Archer Fires can be customised to suit your rooms requirements. As standard all of our fires come painted in a metallic black finish. The outer casings on the Vulcan 5L & 5L PRO wood stoves as well as the Panavia gas stoves are also available in a selection of special order colours:



Metallic Black



Metallic Blue



Metallic Light Grey



Mahogany



Copper



Tan



Sunset



Mojave Red



Shimmering Rose



Emerald Green



Patriot Blue

# Challenger 5 & 5+

Our Challenger models are available with a choice of black (left) or stainless steel (right) handle to best match your decor. We also have a choice between our contemporary horizontal bar log retainer (lower left) which allows you to see more of the fire, or our traditional fence log retainer (lower right) for those serious about heating. Additionally there is an external air manifold kit for pulling combustion air in from outside the room and a rear heat shield for reduced clearances (heat shield only available on the Challenger 5+).



Black handle as standard



Stainless-Steel upon request



Contemporary log bar as standard



Traditional fence available separately

# Vulcan 5L & 5L PRO

Our Vulcan models are available with a choice of black (left) or stainless steel (right) handles and controls to best match your homes decor. Want to customise it further, then take a look at one of the special order colours. An external air manifold is also available for the Vulcan to bring all your combustion air in from outside the room.



Black handle as standard



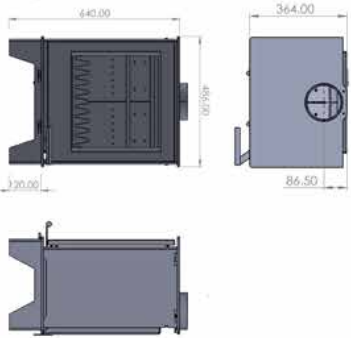
Stainless-Steel upon request

# Specifications

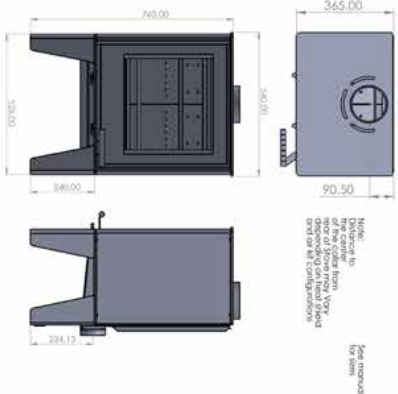
	CHALLENGER 5	CHALLENGER 5+	VULCAN 5L & 5L PRO	PANAVIA
FUEL	Multi-fuel	Multi-fuel	Wood	Natural Gas / LPG
HEIGHT	640mm	640mm (SL) 760mm (TL) 760mm (LS)	1088mm	1058mm
WIDTH	486mm	540mm	475mm	405mm
DEPTH	364mm	365mm	475mm	405mm
FLUE SIZE	125mm	125mm	125mm	150/100mm
FLUE LOCATION	Top	Top	Top	Top
FLUE CENTRE TO BACK OF STOVE	86.5mm	90.5mm 114.5mm (w/Heat Shield)	237.5mm	202.5mm
WEIGHT	110KG	115KG (SL) 118KG (TL) 125KG (LS)	115KG	80KG
NOMINAL OUTPUT	5KW	5KW	5KW	4.5KW
HEAT RANGE	4-7KW	4-7KW	4-7KW	3-6KW
EFFICIENCY	86%	86%	83%	89% (82% LPG)
DTC BEHIND	650mm*	400mm* 200mm (w/Heat Shield)*	80mm*	150mm
DTC SIDES	650mm*	400mm*	80mm*	150mm
DTC CORNER	600mm* either side	360mm* either side	100mm either side	150mm either side
DTC ABOVE	375mm*	375mm*	375mm*	450mm*
MAX LOG LENGTH	330mm	330mm	300mm	N/A
CONTROLS	Separate Primary & Secondary Controls	Separate Primary & Secondary Controls	Single Air Slider	Remote Control
EXTERNAL AIR	Optional	Optional	Optional	N/A
ECO-DESIGN	Yes	Yes	Yes	N/A
DEFRA EXEMPT	Yes**	Yes**	Yes**	N/A
ENERGY RATING	A+	A+	A+	A

\* See the manual for the full situational requirements and drawings regarding distances to combustibles.  
\*\* Listing on the official DEFRA exempt appliances register is pending, but have been certified as exempt appliances, 5 year warranty on the stove body does not include consumable items, 1 year limited guarantee on all gas parts and electronics. Consult product manual for full warranty information, including how to register the warranty.

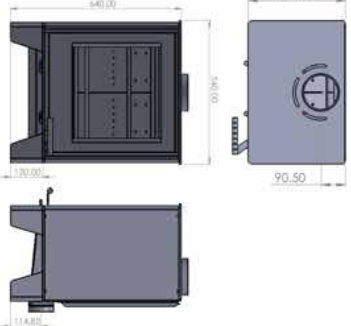
Challenger 5



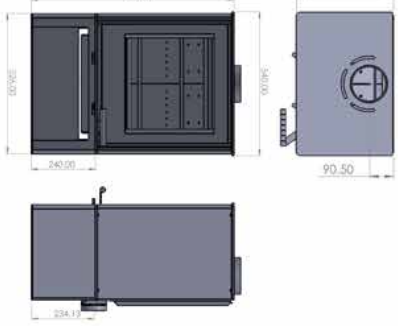
Challenger 5+ TL



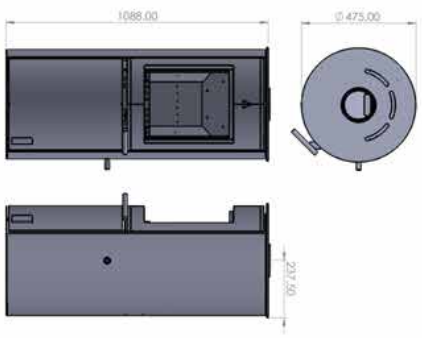
Challenger 5+ SL



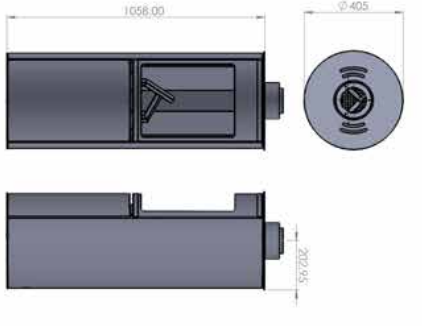
Challenger 5+ LS



Vulcan 5L / 5L PRO



Panavia



# ARCHER

---

FIRES

01889 725671  
[www.archerfires.com](http://www.archerfires.com)  
[sales@archerfires.com](mailto:sales@archerfires.com)

© All material copyright Archer Fires Limited  
We reserve the right to amend, withdraw or  
change any information contained at any time. 25-6