

## L10 Windows/ Rooflights/ Screens/ Louvres

To be read with Preliminaries/ General conditions.

### GENERAL

#### 110 EVIDENCE OF PERFORMANCE

- Certification: Provide independently certified evidence that all incorporated components comply with specified performance requirements.

### PRODUCTS

#### 350A OPTIMA 70 MM CASEMENT WINDOWS

- Manufacturer: Profile 22 Systems.
  - Web: [www.profile22.co.uk/commercial/](http://www.profile22.co.uk/commercial/).
  - Tel: +44 (0)1952 283377.
  - Product reference: 70 mm Casement Windows
- Type: Optima-C.
- Colour/ Finish:
  - External: White RAL 9010.
  - Internal: White RAL 9010.
- Glazing:
  - Type: 36 mm insulating unit, glazed externally.
  - Options: Not required.
- Ironmongery: Controllable ventilators & Locking handles.
- Accessories: Not required.

### EXECUTION

#### 710 PROTECTION OF COMPONENTS

- General: Do not deliver to site components that cannot be installed immediately or placed in clean, dry floored and covered storage.
- Stored components: Stack vertical or near vertical on level bearers, separated with spacers to prevent damage by and to projecting ironmongery, beads, etc.

#### 730 PRIMING/ SEALING

- Wood surfaces inaccessible after installation: Prime or seal as specified before fixing components.

#### 740 CORROSION PROTECTION

- Surfaces to be protected: Manufacturers standard.
- Protective coating: Two coats of bitumen solution to BS 6949 or an approved mastic impregnated tape.
  - Timing of application: Before fixing components.

## 750 BUILDING IN

- General: Not permitted unless indicated on drawings.
  - Brace and protect components to prevent distortion and damage during construction of adjacent structure.

## 755 PVC-U WINDOW INSTALLATION

- Standard: In accordance with clause 783 and British Plastics Federation 'Code of practice for the survey and installation of windows and external doorsets'.

## 765 WINDOW INSTALLATION GENERALLY

- Installation: Into prepared openings.
- Gap between frame edge and surrounding construction:
  - Minimum: 3 mm.
  - Maximum: 10 mm.
- Distortion: Install windows without twist or diagonal racking.

## 770 DAMP PROOF COURSES IN PREPARED OPENINGS

- Location: Ensure correct positioning in relation to window frames. Do not displace during fixing operations.

## 783 FIXING OF PVC-U FRAMES

- Standard: As section Z20.
- Fasteners: Manufacturers standard.
  - Spacing: When not predrilled or specified otherwise, position fasteners 150-250 mm from ends of each jamb, adjacent to each hanging point of opening lights, but no closer than 150 mm to a transom or mullion centre line, and at maximum 600 mm centres.

## 810 SEALANT JOINTS

- Sealant:
  - Manufacturer: Arbo.  
Product reference: General purpose sealant.
  - Colour: to match windows.
  - Application: As section Z22 to prepared joints. Finish triangular fillets to a flat or slightly convex profile.

## 820 IRONMONGERY

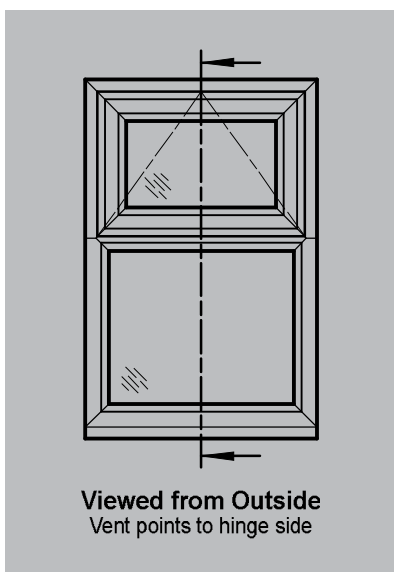
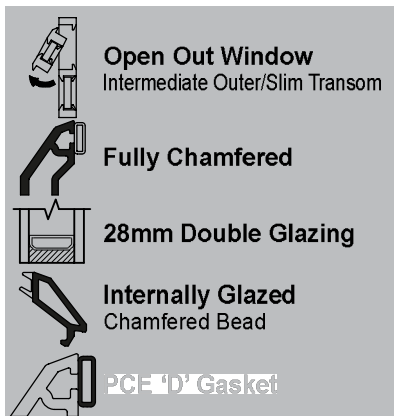
- Fixing: In accordance with any third party certification conditions applicable. Assemble and fix carefully and accurately using fasteners with matching finish supplied by ironmongery manufacturer. Do not damage ironmongery and adjacent surfaces.
- Checking/ Adjusting/ Lubricating: Carry out at Completion and ensure correct functioning.

# Chamfered 70mm Open-out Window

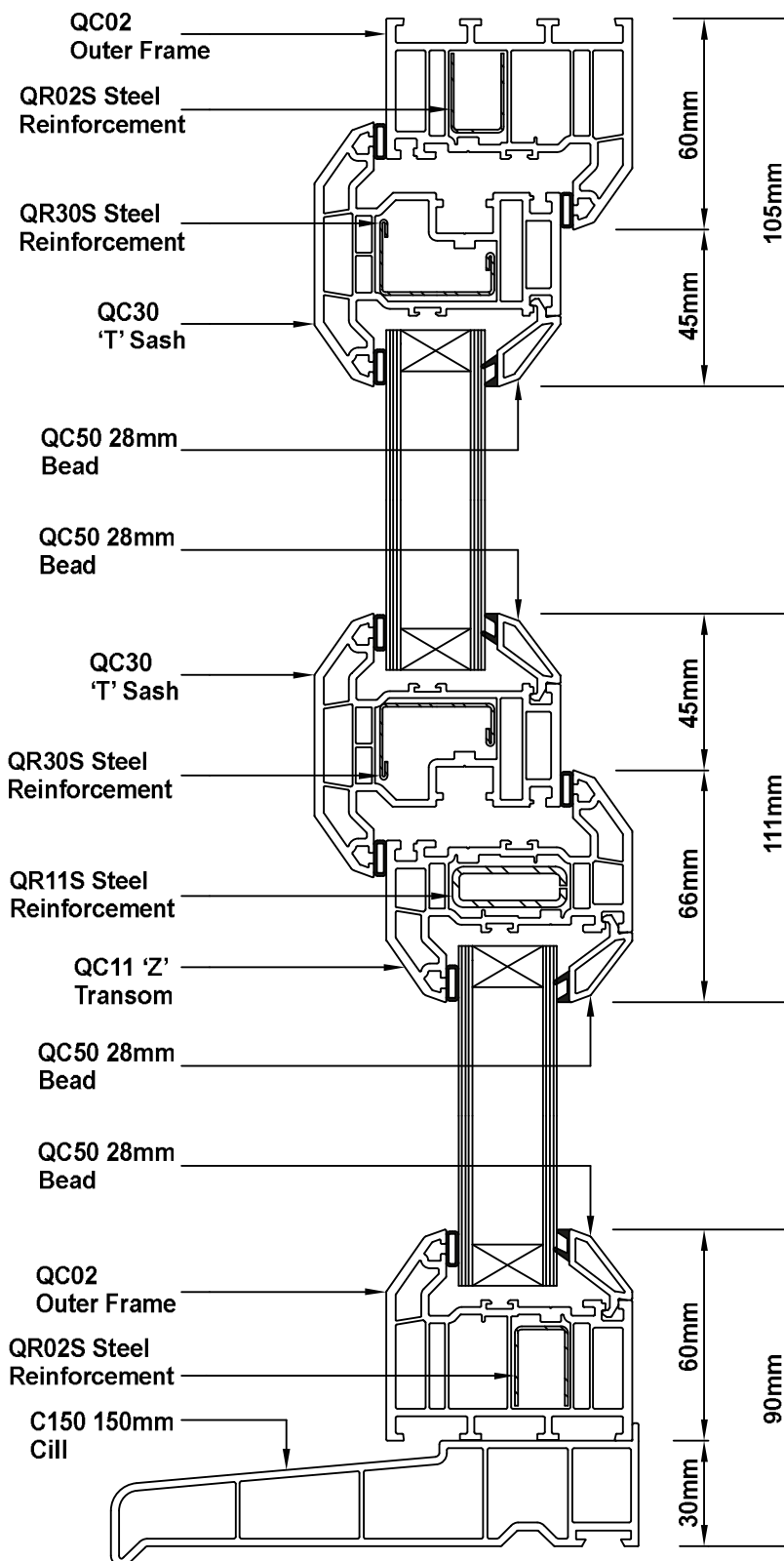
Internal Glazing



CATEGORY	DESCRIPTION	STYLE
PRODUCT	ASSEMBLIES	CASEMENT WINDOW



Note: All reinforcements are shown for diagrammatical purposes only. For applications, please refer to the Optima Technical Manuals.

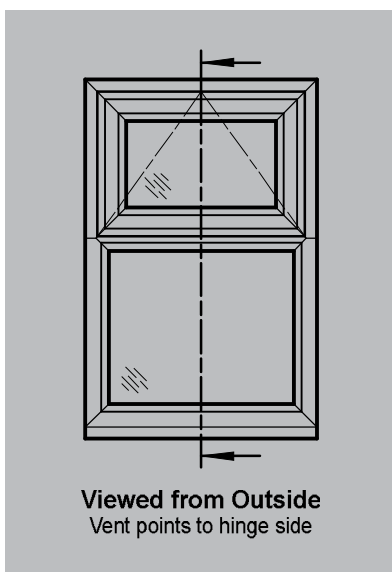
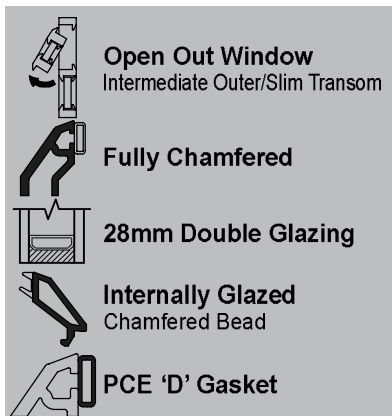


# Chamfered 70mm Open-out Window

Internal Glazing



CATEGORY	DESCRIPTION	STYLE
PRODUCT	ASSEMBLIES	CASEMENT WINDOW



Note: All reinforcements are shown for diagrammatical purposes only. For applications, please refer to the Optima Technical Manuals.

