



# Millom Library Windows

## Millom Library, St Georges Road, Millom, LA18 4DD

### Client Details

Stobbarts Limited  
Lakes Road  
Derwent Howe Industrial Estate  
Workington  
Cumbria  
CA14 5AB

### Prepared By

Liam Parker  
BA (Hons)

#### On behalf of

Day Cummins Limited  
Unit 4A Lakeland Business Park  
Lamplugh Road  
Cockermouth  
Cumbria  
CA13 0QT

Telephone: 01900 820700

Email: [dc@day-cummins.co.uk](mailto:dc@day-cummins.co.uk)

Web: [www.day-cummins.co.uk](http://www.day-cummins.co.uk)

### Project Details Status

6159 **REV A**



## Windows Generally




- Timber sash windows to be Timbalite softcoated slimline double glazed units.
- Unit thickness of 11mm
- Configuration: 4mm Softcoat / 4mm Krypton filled cavity
- Window to have a U-Value of 1.9 W/m<sup>2</sup>K
- Sightline (+1m Tolerance)
- Where mechanical extract ventilation and duct work have been installed through double glazed units allowance should be made for their reinstatement in the window.
- All glazing in critical location as detailed in diagram 5.1 of Approved Document K of the Building Regulations 2010 (as amended) breaks safely and satisfies the requirements in paragraph 5.4 a or b depending on its location.





Window Number	Floor GF/FF	Room Number	Window Size	Glazing Clear/ Obscure	Window Type, As Shown on Drawing No 6159 003	Photograph
I	GF	4 Library	Assume 920mm x 2250mm	Clear	Type I	
2	GF	4 Library	Assume 920mm x 2250mm	Clear	Type I	
3	GF	4 Library	Assume 920mm x 2250mm	Clear	Type I	
4	GF	4 Library	Assume 920mm x 2250mm	Clear	Type I	
5	GF	4 Library	Assume 920mm x 2250mm	Clear	Type I	







Window Number	Floor GF/FF	Room Number	Window Size	Glazing Clear/ Obscure	Window Type, As Shown on Drawing No 6159 003	Photograph
6	GF	6 Office	Assume 920mm x 2250mm	Clear	Type 1	
7	GF	7 Office	Assume 920mm x 2250mm	Clear	Type 1	
8	GF	7 Office	Assume 920mm x 2250mm	Clear	Type 1	
9	GF	7 Office	Assume 920mm x 2160mm	Clear	Type 2	
10	GF	9 Office	Assume 920mm x 2160mm	Clear	Type 2	







Window Number	Floor GF/FF	Room Number	Window Size	Glazing Clear/ Obscure	Window Type, As Shown on Drawing No 6159 003	Photograph
30	GF	4 Library	Assume 920mm x 2160mm	Clear	Type 3	
31	GF	4 Library	Assume 920mm x 2160mm	Clear	Type 3	
32	GF	4 Library	Assume 920mm x 2160mm	Clear	Type 3	
33	GF	4 Library	Assume 920mm x 2160mm	Clear	Type 3	
39	FF	43 Office	Assume 920mm x 2160mm	Clear	Type 3	

Window Number	Floor GF/FF	Room Number	Window Size	Glazing Clear/ Obscure	Window Type, As Shown on Drawing No 6159 003	Photograph
40	FF	43 Office	Assume 920mm x 2160mm	Clear	Type 3	
41	FF	43 Office	Assume 920mm x 2160mm	Clear	Type 3	
42	FF	43 Office	Assume 920mm x 2160mm	Clear	Type 3	
43	FF	43 Office	Assume 920mm x 2160mm	Clear	Type 3	
44	FF	40 Office	Assume 635mm x 2160mm	Clear	Type 4	

Window Number	Floor GF/FF	Room Number	Window Size	Glazing Clear/ Obscure	Window Type, As Shown on Drawing No 6159 003	Photograph
45	FF	40 Office	Assume 635mm x 2160mm	Clear	Type 4	
46	FF	36 Office	Assume 920mm x 2160mm	Clear	Type 3	
47	FF	36 Office	Assume 920mm x 2160mm	Clear	Type 3	
48	FF	36 Office	Assume 920mm x 2160mm	Clear	Type 3	
49	FF	36 Office	Assume 910mm x 1260mm	Clear	Type 5	



Window Number	Floor GF/FF	Room Number	Window Size	Glazing Clear/ Obscure	Window Type, As Shown on Drawing No 6159 003	Photograph
50	FF	36 Office	Assume 910mm x 1260mm	Clear	Type 5	
51	FF	34 Office	Assume 910mm x 1260mm	Clear	Type 5	
52	FF	31 Stairwell	Assume 910mm x 1530mm	Clear	Type 6	
64	FF	46 Office	Assume 920mm x 2160mm	Clear	Type 3	
65	FF	44 Office	Assume 920mm x 2160mm	Clear	Type 3	

Window Number	Floor GF/FF	Room Number	Window Size	Glazing Clear/ Obscure	Window Type, As Shown on Drawing No 6159 003	Photograph
66	FF	43 Office	Assume 920mm x 2160mm	Clear	Type 3	
67	FF	43 Office	Assume 920mm x 2160mm	Clear	Type 3	