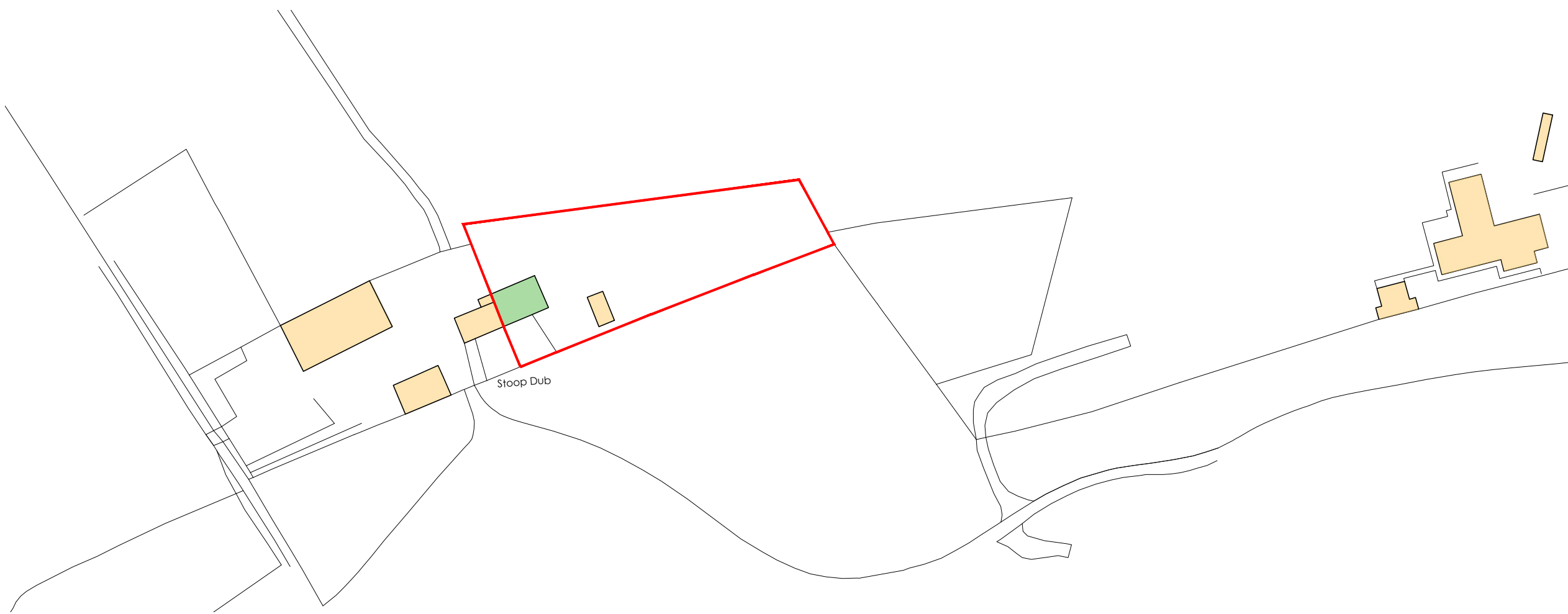
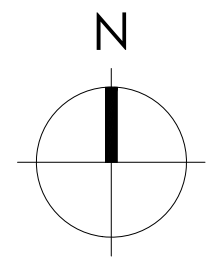
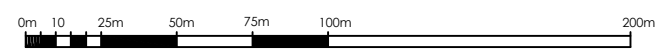
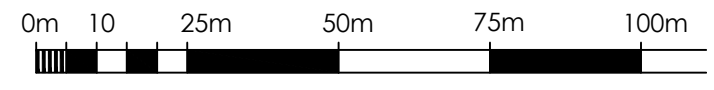


△  
LOCATION PLAN @ 1:2500



△  
LOCATION PLAN @ 1:1250



— SITE APPLICATION BOUNDARY

# FOX-AD

DRAWING MAYBE SCALED FOR PLANNING PURPOSES ONLY!  
ANY DISCREPANCIES TO BE DRAWN TO THE ATTENTION OF FOX-AD LTD  
© FOX ARCHITECTURAL DESIGN LTD

Rev.	Date	Description

Client:  
MICHAEL PARKINSON

Project:  
STOUB DUB FARM - HAVERIGG - MILLOM

Title:  
LOCATION PLAN

Scale:  
1:2500/1250@A3

Date:  
DECEMBER 2023

Status:  
PLANNING

Drawing Reference:  
23-40-P-L

Revision:  
-