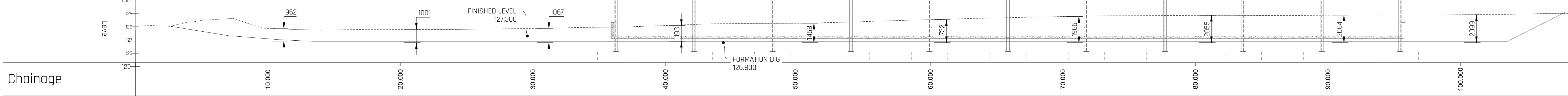



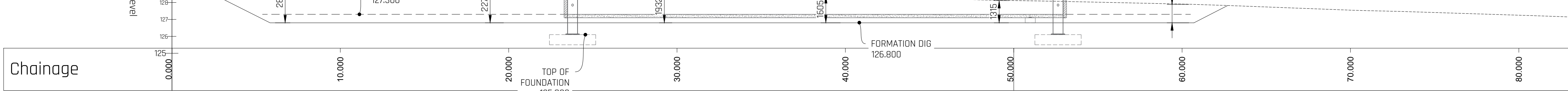
SECTION 1



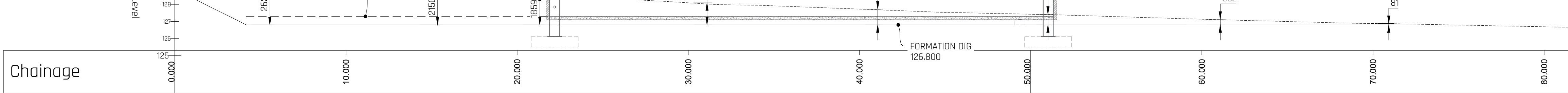
SECTION 2



SECTION 3



SECTION 4



SECTIONS  
SCALE 1:150

- GENERAL NOTES
- ALL DIMENSIONS IN MILLIMETERS UNLESS NOTED AND NOT TO BE SCALED FROM DRAWINGS. USE WRITTEN DIMENSIONS ONLY AND CHECK ON SITE BEFORE ORDERING MATERIALS OR STEELWORK.
  - ALL DRAWINGS TO BE READ IN CONJUNCTION WITH DRAWINGS PRODUCED BY OTHERS AND ANY ERRORS TO BE BROUGHT TO THE ATTENTION OF THE ENGINEER PRIOR TO COMMENCEMENT OR INSTALLATION OF THE WORKS.
  - ALL MATERIALS AND WORKMANSHIP TO BE UNDERTAKEN IN ACCORDANCE WITH BEST PRACTICE AND THE RELEVANT CODES INCLUDING BRITISH STANDARDS AND BUILDING REGULATIONS.

<b>ENGINEER</b>  SUITE 4 ATLANTIC HOUSE, PARKHOUSE BUSINESS PARK, CARLISLE, CA3 0LJ T: 01228 915900 E: hello@kingmoorconsulting.co.uk		<b>CLIENT</b>	
<b>PROJECT</b> PROPOSED WAREHOUSE, JOE MCBAIN AVE MORESBY PARKS, WHITEHAVEN, CA28 8EA			
<b>TITLE</b> EXTERNAL WORKS SECTIONS			
<b>SCALE</b> AS NOTED		<b>STATUS</b> FOR BUILDING CONTROL	
<b>PAPER SIZE</b> A1	<b>DRAWN BY</b> S LOWES	<b>CHECKED AND APPROVED</b> C AIMERS	
<b>PROJECT PHASE</b> BUILD	<b>DATE</b> AUG 2023	<b>DATE</b> AUG 2023	
<b>DRAWING NUMBER</b> 23-164-DWG100			<b>REVISION</b> C