





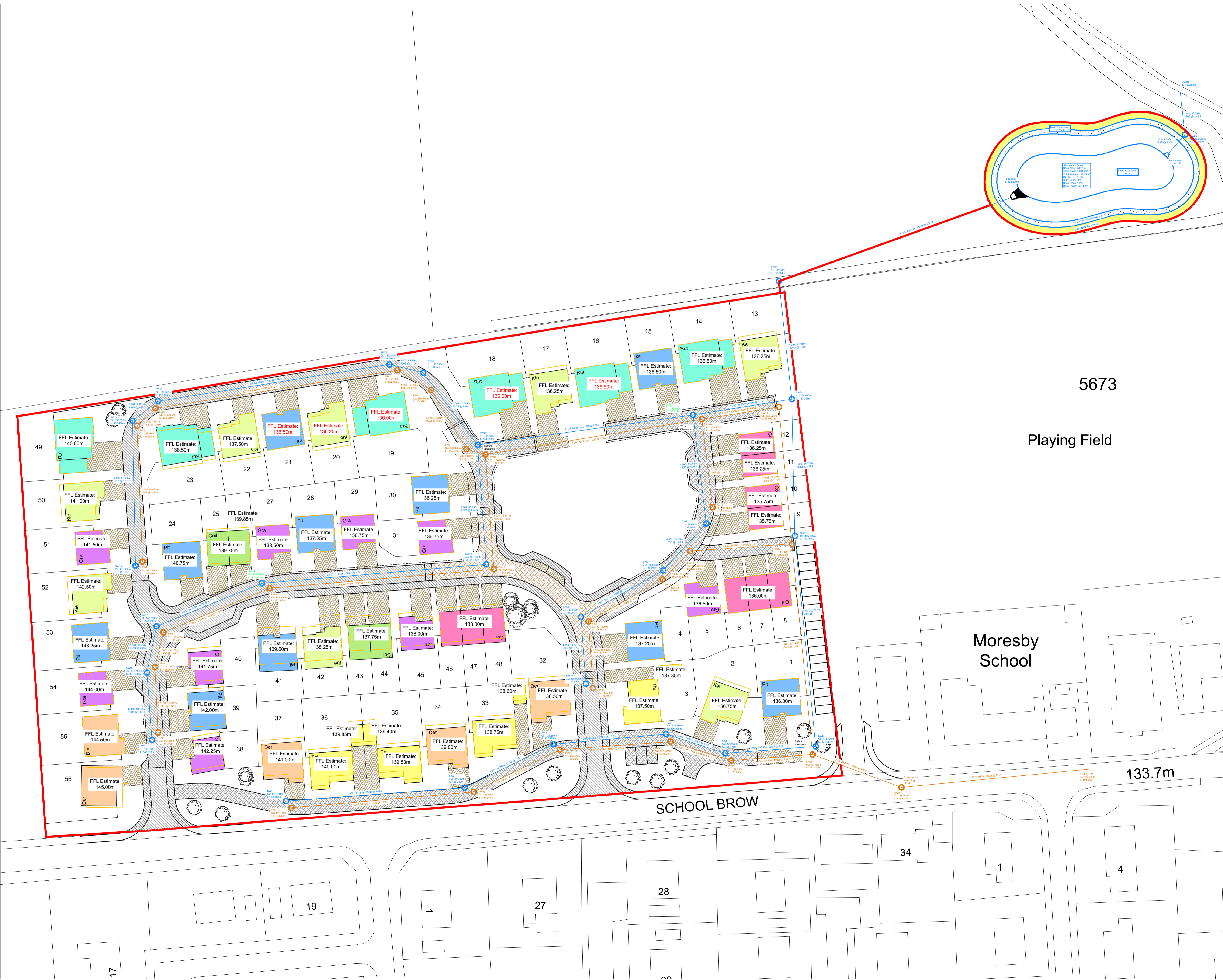


REVISIONS			
Rev	Description	Drawn	Date

Hard Surfaces Key:

-  250 x 125mm PCC Kerbs, half battered, droppers and bullnose Tarmac
-  250 x 125mm PCC Kerbs, half battered, droppers and bullnose Tarmac
-  250 x 125mm PCC Kerbs, half battered, droppers and bullnose Marshalls Keyblok 200 x 100 x 80mm
-  250 x 125mm PCC Kerbs, half battered, droppers and bullnose Marshalls Keyblok 200 x 100 x 80mm
-  Marshalls Tegula 80 x 200 x 100mm, Colour - Traditional with Pennent Grey Edge



ASHWOOD
 DESIGN ASSOCIATES LTD

Solway House Business Centre, Parkhouse Road, Carlisle, CA6 4BY
 t 01228 510616
 e admin@ashwooddesign.co.uk
 w www.ashwooddesign.co.uk

Purpose:
 Planning

Project:
 Proposed Development, Moresby

Title:
 Site Layout

Scale:	Sheet Size:	Drawn:	Date:
1/50	A1	jc	05-23
Project No:	Drawing No:	Revision:	
2095	102	-	