

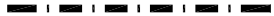

NOTES

- All dimensions and levels are to be checked on site.
- Any discrepancies are to be reported to the architect before any work commences.
- This drawing shall not be scaled to ascertain any dimensions. Work to figured dims only.
- This drawing shall not be reproduced without express written permission from AEW.
- Title overlay drawings and ownership boundaries are produced using all reasonable endeavours. AEW cannot be responsible for the accuracy or scale discrepancy of base plans supplied to them.
- All works are to be undertaken in accordance with Building Regulations and the latest British Standards.
- All proprietary materials and products are to be used strictly in accordance with the manufacturers recommendations.

CDM 2015

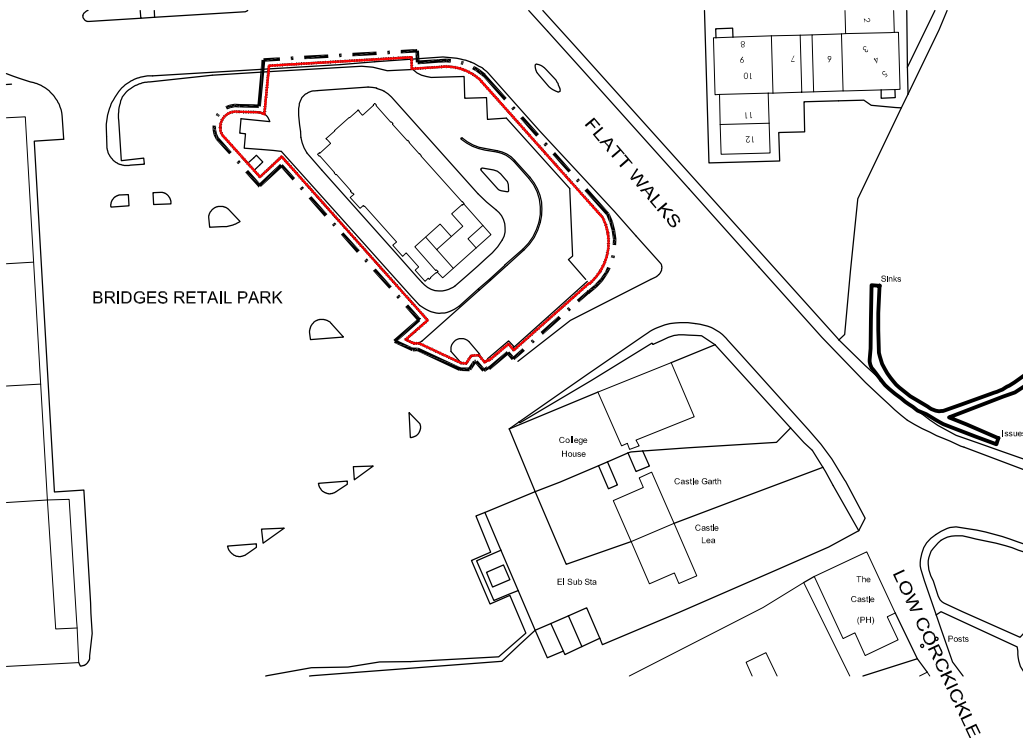
Client notified of duties: **At Design Workshops**
Principal Designer: **CSS**


Unless noted below, all known hazards have been highlighted on the drawing:

- Drawing Based on AEW, Drawing No. 6350_AEW_0998_0001 dated 28/09/2015 and OS Pro map.
- Scale for planning purposes only.
- Extent of McDonald's Demise Indicated:

- Application Boundary Indicated:


Notes:

All drawings to be read in conjunction with all other drawings as noted on issue sheet.



0 10 20 30 40 50m

Scale 1:1250

LOCATION PLAN

PLANNING

| | | | |
|---------------|-----------------------------------|------------|--------------|
| - | 03/04/24 | HN | MW |
| INITIAL ISSUE | | | |
| REV | Date | Drawn by:- | Checked by:- |
| Status | Purpose of Issue | | |
| S2 | For Information | | |
| drawing stage | PLANNING | | |
| client | McDonald's Restaurants Ltd | | |
| project | store | | |
| | BRIDGES RETAIL PARK WHITEHAVEN | 0998 | |
| drawing title | LOCATION PLAN | | |
| date | 03/04/2024 | drawn | HN |
| scale@A4 | 1:1250 | checked | MW |

Rev

Job No

13773_AEW_0998_0001

aew architects
0161 214 4370
www.aewarchitects.com

