



# **A Local Area Agreement for Cumbria 2008 - 2011**

**DRAFT**

**Final Submission to Government Office  
North West**

**5<sup>th</sup> June 2008**



## **CONTENTS**

- 1. Introduction**
- 2. Developing the LAA**
- 3. What our LAA will achieve**
- 4. Appendix 1: Cumbria's Story of Place**
- 5. Appendix 2: Proposed LAA Indicators and Targets (Designated)**
- 6. Appendix 3: Proposed LAA Indicators and Targets (Local)**
- 7. Appendix 4: Statutory Education and Early Years Indicators and Targets**
- 8. Appendix 5: Legacy (Stretch) Indicators and Targets from 2007 LAA**
- 9. Appendix 6: Cumbria Strategic Partnership Members**

## **1. Introduction**

- 1.1 This is the final draft of the second Local Area Agreement (LAA) for Cumbria. It sets out indicators, baselines and targets being negotiated with Government for inclusion in Cumbria's LAA for 2008 - 2011.
- 1.2 Being able to put these proposals to GONW signifies another major step forward in partnership working within the county. Our ability to collectively agree on the things that are important for the area; and what we need to work together on is constantly growing. This in turn is developing a strong sense of shared responsibility for delivering together on our shared priorities.
- 1.3 The 2008 Local Area Agreement is part of a suite of documents, all intended to address different issues within Cumbria, but with inextricable links to each other. These documents include:
  - Cumbria Sustainable Community Strategy
  - Cumbria Local Area Agreement 2008
  - Cumbria Sub Regional Spatial Strategy
  - The Evidence Base

## **2. Developing the LAA**

- 2.1 The recent development of our refreshed Community Strategy and a Cumbria Story of Place has provided us with an opportunity to consider again what the key priorities are for Cumbria. These two documents, along with the county's first LAA, have provided the foundation stones for our proposed 2008 - 2011 LAA.
- 2.2 The Community Strategy and Story of Place have been developed using our evidence base which comprises performance data, trend and comparator information and survey information from the public. In addition to this Elected Members and Senior Officers from organisations across the county have contributed to discussions about our priorities through a range of opportunities including the various "Shaping the LAA events"; discussions at CLASB and the CSP Executive.
- 2.3 The documents have been shaped through extensive consultation with public, private and 3<sup>rd</sup> sector partners throughout Cumbria and the draft documents have been checked against sustainability and equality impact frameworks. The proposed priorities, indicators and targets submitted here have also been formally considered by the County Council.

- 2.4 The detailed work on the proposed content of the LAA has been co-ordinated by the Thematic Partnerships of the CSP. Partnerships have worked together to ensure that proposals are cross cutting; avoid the thematic partnership silos; and focus on developing “spearhead indicators” for inclusion in the LAA; behind which a basket of other indicators will lie (outside of the LAA document) to support the issue we hope to address.
- 2.5 We have listened to our communities and elected members in all localities and will use specific locality based information when developing actions.

### 3. What our LAA will achieve

- 3.1 Cumbria’s draft Community Strategy sets out the partnership aspirations for the county.

*“Cumbria will be a place where we work together to ... energise ....*

- *... safe, strong and inclusive communities*
- *... health and well being throughout life*
- *... a sustainable and prosperous economy*
- *... effective connections between people and places*
- *... world class environmental quality”*

- 3.2 The proposed LAA indicators have been selected to support these outcomes. We are classing them as our “spearhead indicators” that we believe will drive forward performance on a wider range of indicators and issues than the technical wording relates to.

- 3.3 We have been keen to ensure that the LAA adds value to delivery of wider outcomes in Cumbria and have used a range of criteria to help with the selection of indicators. In particular, this means that:

- Some indicators relevant to Cumbria are not within the LAA, but will feature in the processes to support delivery of the Community Strategy vision since they are longer term in nature and cannot be delivered within the three years of the LAA (for example life expectancy and higher wage rates in rural areas)

- We have chosen indicators to act as spearhead indicators with other indicators grouped in baskets outside of the LAA to support delivery
- In an area like Cumbria we clearly wish to use the LAA and Community Strategy processes to tackle inequalities and reduce gaps in performance - be they geographical (for example caused by deprivation in Barrow, West Cumbria and Carlisle; or caused by rural issues and barriers within Eden) or Communities of Interest (for example Children Looked After or people with learning disabilities). However the national indicator set does not always reflect targets for inequalities. Hence few of the targets in the LAA go below the spatial level of the county. However, in a wide range of areas we will want to develop targets and targeted action to address this.

3.4 Delivery of the priorities and targets set out in this LAA is supported by the shared Governance Framework agreed by partners across the county in spring 2007. Support will be given to partners in developing and delivering the targets set out in the agreement through delivery planning processes that will underpin the ongoing performance management of the Local Area Agreement. This will provide lead agencies within delivery cluster groups with support around:

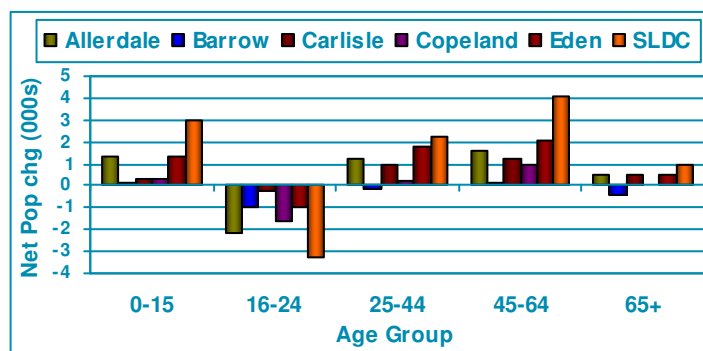
- Financial Planning
- Performance Management and Data Quality
- Risk Management
- Action Planning

## APPENDIX 1: Cumbria's Story of Place - A Summary

### 4. The Cumbria Story of Place

- 4.1 Almost all of the issues facing Cumbria over the next 30 years are common to the UK as a whole. Climate change and the impact of action to mitigate its effects, changing demographics creating older, more single-person and more culturally diverse households, increasing expectations for personalisation and quality of public services are just some of the specific priority issues we will all face together.
- 4.2 Perhaps our biggest single challenge is the number of young people leaving the county to find opportunities - employment and lifestyle - which they don't yet see offered in Cumbria. Reversing this trend is important for the future of our communities and county.

*Chart 1: Net population change through migration ('97-'06), by district*



*Notes: all districts experiencing net out-migration of 16-24 year olds*

#### Key issues for Cumbria

- 4.3 Some of these factors will impact much more dramatically, acutely or quickly on life in Cumbria than elsewhere. The restructuring of the economics of agriculture and land-management, changing demands and expectations from tourism and the future for UK energy policy and an increasingly ageing population balance, will have particularly strong resonance here, because of our current context, and based on predictable future trends.
- 4.4 On many of these issues Cumbria is potentially in the vanguard of national thinking, and has a chance to capitalise by spearheading innovation.

- 4.5 In order to achieving a truly sustainable Cumbria we will need to take account of all these challenges alongside many others, that may effect Cumbria as a whole or parts of the County in a distinctive way. To improve areas of need we will be required to develop forward thinking, innovative and flexible partnership working.
- 4.6 Sustainability cuts across all themes of the Cumbria Community Strategy and reaches further than the 'old green agenda' which focussed on environmental quality and cleanliness, known more recently as the liveability agenda. Whilst liveability is important and forms one strand of sustainability there are many other aspects to address, such as improving access to services, creating new employment opportunities and providing everyone with a decent home.
- 4.7 In Cumbria we will need more affordable and sustainably built homes. We need to ensure essential services are accessible to all through sustainable transport choice and community travel schemes. The environment must be protected and valued for the services it provides and enhanced to ensure biodiversity increases and thrives. The Cumbrian economy must realise the potential of the environment sector and the opportunity to lead the way as a sustainable tourism destination.
- 4.8 We will have to manage our waste more sustainably and minimise our consumption of resources reducing waste to landfill and maximising recycling rates. Only by balancing and integrating the social, economic and environmental components of Cumbria's needs will we achieve truly sustainable communities.

#### **Distinctive solutions for Cumbria**

- 4.9 Other dimensions of these issues - like provision of effective and efficient public services and the need for our economy to respond to globalisation will need particularly distinctive Cumbrian solutions, reflecting our settlement pattern, geography and history.
- 4.10 There is great scope for the County to become a centre for renewable energy development and expertise. The value to the Cumbrian economy of the natural environment and its explicit links to the tourist industry offer great opportunities in developing the sustainable tourism sector. We are experts on countryside management techniques and have a good tradition of producing high quality local produce and are one of only two Fair Trade Counties in the Country.

- 4.11 By harnessing these skills amongst the varied and large range of skills within the County, we have the chance to carve out unique solutions, drawing strength from our understanding of place rather than having to accept off the shelf national blueprints or models.

#### **Narrowing gaps, tackling inequalities**

- 4.12 This strategy aims to tackle inequalities for all groups. We will follow an inclusive concept of ‘narrowing the gap’ and improve the quality of life for all in the County. We will excel in both our statutory duties to promote race, disability and gender and in our commitment to ensuring everyone in Cumbria has a high standard of living and an equal chance to succeed in life.
- 4.13 In some cases though, broadly average county-wide performance on a range of quality of life indicators obscures sharply localised inequalities for specific communities and neighbourhoods. Issues like worklessness, crime and disorder, health and educational attainment and participation in higher education show stark inequalities across and within the county.
- 4.14 The 2007 Indices of Multiple Deprivation (1=the worst) ranks Barrow as the 29<sup>th</sup> most deprived local authority area out of 354 in England. Barrow is the most deprived area in Cumbria and the 2<sup>nd</sup> most deprived district authority area within the country (excluding Metropolitan areas).
- 4.15 Other deprivation scores identify specific problems relating to certain types of deprivation elsewhere in Cumbria, and the extent of the inequality that exists. For example in terms of economic activity Eden ranks 100<sup>th</sup> deprived district of all 354 in England, while Barrow is the 32<sup>nd</sup> most deprived. However when looking at rural deprivation, Eden ranks as the 27<sup>th</sup> most deprived in England. This demonstrates the differences between districts in the County and the different issues that face these contrasting areas.
- 4.16 The priority which needs to be given to tackling these inequalities is highlighted throughout the strategy and will be addressed through a particular focus on narrowing the gaps within the LAA. In order to successfully narrow the gap in priority themes, we must concentrate on the worst performing areas whilst ensuring that standards are maintained or enhance in other areas. These are the complexities that this strategy and its delivery plan aim to address.
- 4.17 This section sets out key aspects of this context for Cumbria against each element of our vision. At the heart of this approach is a belief Cumbria can transform its approach to governance and dramatically improve quality of life for all. To do this the county needs to work more



strategically, with a better understanding of links between issues and areas.

### ***Safe, strong and inclusive communities***

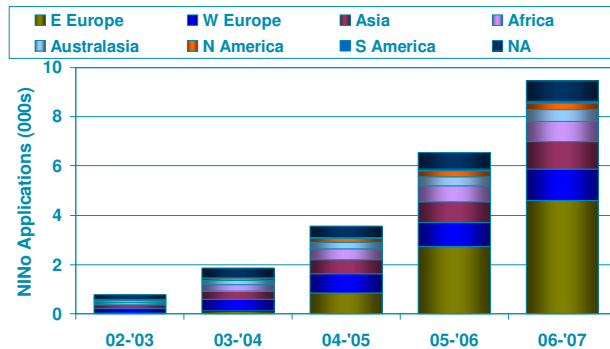
- 4.18 Cumbria in the future will be a place young people want to stay, come back or relocate to. A diverse age profile for the county is key to our future. Young people growing up in the county must feel it is a safe and welcoming place with opportunities to tap their energy and commitment.
- 4.19 The early 21<sup>st</sup> century has seen an emerging culture where young people are too often equated with anti social behaviour. We want Cumbria to be a place where young people can live, work and play in an area where they are respected and recognised for the positive contribution they make to communities, both in rural and urban areas. Ever emerging information technology and the development of online communities and social networks will, alongside improved physical connections; enable young people to flourish both socially and culturally.
- 4.20 Young people living and working in Cumbria can expect to grow up in a County which is increasingly attuned to their needs and expectations. Inequalities in educational attainment will be addressed. Nationally innovative collaboration between the new University of Cumbria, the Further Education Colleges, schools, business and the voluntary sector, will help re skill and up skill the county's workforce. This will also encourage local businesses to work with it, provide relevant education and training and undertake research in fields of benefit to Cumbria and beyond. By these means the University will help stimulate economic regeneration across the sub region through the creation of learning opportunities that meet current needs and also, by helping to grow future economic opportunities.
- 4.21 People here are passionate about the strength of their communities, evidenced by high levels of volunteering, self-help and community activism. Cumbria bucks the national trend of individuals withdrawing from civic society.

**Cumbria enjoys volunteering rates at around 1:3 of the population contrasting with a national figure of less than a quarter**

It has the potential to further build on this strength and nurture those who contribute directly and personally to their communities. Fostering and investing in active, engaging, self-help promoting communities will underpin achievement of the entire strategy for Cumbria.

- 4.22 This will support strong and cohesive communities, where people from all backgrounds get on well together, deriving resilience from their increasing diversity as Cumbria welcomes increasing numbers of people from across the European Union (EU) to meet the needs of key sectors of our economy, particularly in tourism, agriculture and Engineering.

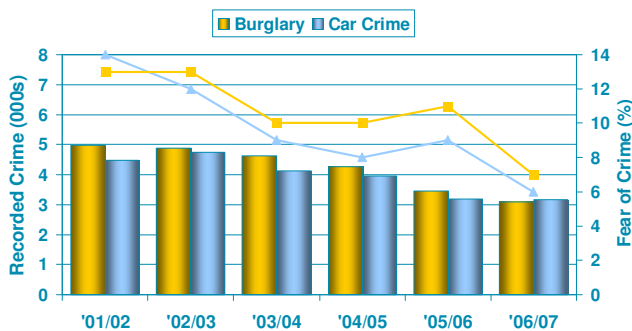
**Chart 3: International migrants in Cumbria (from National Insurance number registrations)**



*Notes: although only figures for applications are available Cumbria is the chosen location for many international migrants and numbers have increased rapidly since the 2004 round of EU expansion*

- 4.23 Cumbria is a safe county. However, there are community concerns over the fear of crime which need to be addressed.

**Chart 4: Crime and fear of crime in Cumbria**

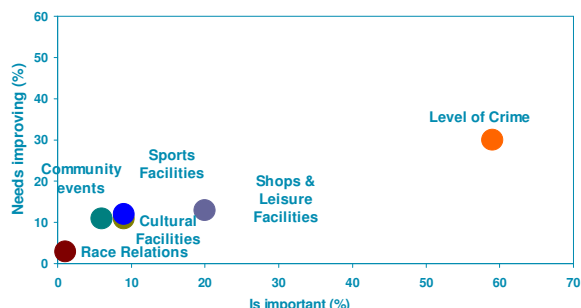


*Notes: Both recorded crime (bars) and fear of crime (lines) have fallen in recent years in Cumbria*

- 4.24 Cumbria cannot be complacent about crime in general and every community and neighbourhood needs to prevent violent crime, disorder and substance misuse becoming the challenges faced by other places.

This in turn will support greater cohesion and confidence within Cumbria.

**Chart 5: Residents views on which issues are important and which need improving**



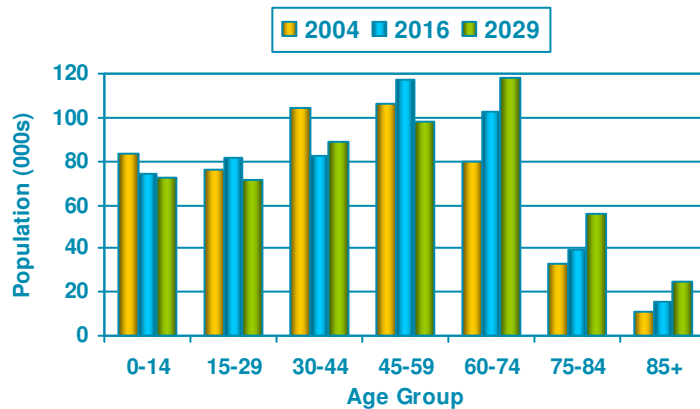
*Notes: the level of crime is the most important issue for residents of Cumbria*

- 4.25 Set against this positive, creative vision for Cumbrian society, are very real concerns about the quality, accessibility and performance of local services.
- 4.26 Across a range of sectors, pressure for efficiency and modernisation has led to fears about centralisation and consequentially reduced access for local, particularly rural, communities. Our vision though, is that Cumbria's citizens of the future will be better informed than ever, wanting and receiving choice and individualisation in the services they need.
- 4.27 A commitment to a shared approach to consultation and engagement with communities will enable citizens to benefit from one-stop access to services from all organisations. This will simultaneously improve efficiency and effectiveness. It will also reconnect public servants with communities, making them directly accountable to the local population instead of remote administrations.

## *Health and well-being throughout life*

- 4.28 Our population has an increasingly ageing profile - markedly ahead of national trends.

**Chart 6: Forecasted age profile change in Cumbria, 2004-2029**



*Notes: rapid growth expect in all ages over 60 years*

- 4.29 We want to use this to give valuable insight on issues which will soon have national and international resonance. By leading work to support older people to stay fit, remain active and engaged in society, people growing older in Cumbria will benefit from investment in increasing independence.
- 4.30 This investment will be returned through the massive contribution older people will make to cohesive and strong Cumbrian civic society through their spending power, enthusiasm for volunteering and community activism. They will bring their experiences to bear on issues and challenges in their neighbourhoods.
- 4.31 While life expectancy in Cumbria is higher than the national average, there are stark differences between the health of people living in different parts of the county, with those in some places dying an average of 20 years earlier than the county average.

**Residents of Moss Bay ward (Allerdale) have a life expectancy of 71.8 years. Residents in Greystoke ward (Eden), however have a life expectancy of 91.3 years**

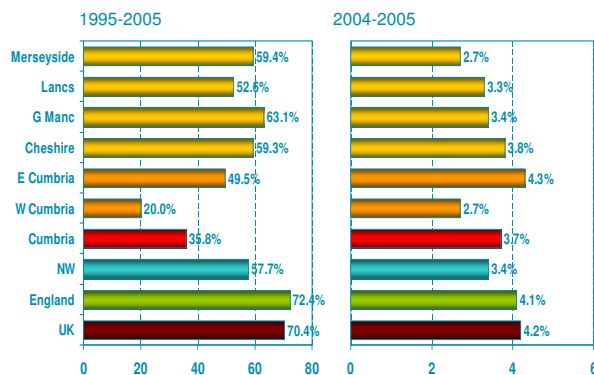
- 4.32 Similar unacceptable variation occurs across indices like poor diet, smoking and alcohol abuse, with under performance closely correlated with other indices of deprivation.

- 4.33 Cumbria is committed to becoming a health promoting county, using the vibrancy of its communities, its considerable natural resources, easy access to sport and recreation and outstanding quality of life to deliver benefits for long term health and wellbeing. Current performance shows relatively high levels of people experiencing long-term limiting illness or rating their health as 'not good'. This situation leads to very high levels of incapacity benefit claims and associated high levels of worklessness in some parts of the County.
- 4.34 These issues are of most significance in parts of Barrow in Furness, West Cumbria and Carlisle. We believe this picture can be turned around through action across all elements of this strategy, focusing on the parts of the County with the most need.
- 4.35 Ensuring stronger and more vibrant communities will improve mental well being, self confidence and increase the influence people have on their lives and surroundings - a major contributor to health and well-being. Tackling action in the round will make Cumbria a health promoting setting for all.

### ***A sustainable and prosperous economy***

- 4.36 Cumbria's economy will be transformed in the next thirty years. Knowledge based and creative industries which derive strength and resilience from our outstanding quality of life are turning around historic underperformance.

***Chart 7: Change in economic productivity over time***



*Notes: Cumbria's economy has grown very slowly since 1995 but since 2000 the growth rate has been more similar to the national average*

- 4.37 Longstanding strengths in the energy, manufacturing and tourism sectors are being refreshed. However we must take account of issues affecting the economy, most prominently in West Cumbria, through the shift to decommissioning in the nuclear industry. This alongside declines in

other industries must be addressed in order for Cumbria to create a thriving and competitive economy.

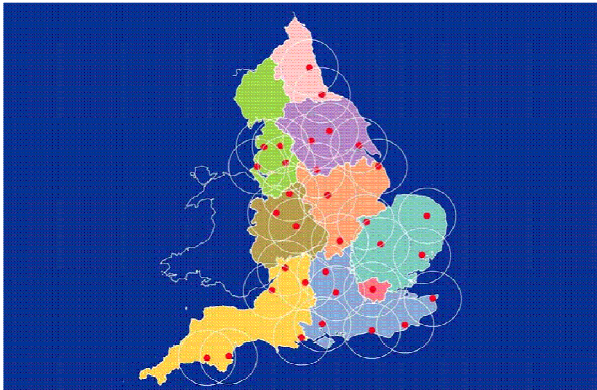
- 4.38 The importance of farming and land management to the County's economy has sometimes been marginalised or ignored. However, this has to be central to our future vision, particularly given its role in creating and sustaining the high quality environment enjoyed by residents and tourists alike.
- 4.39 While unemployment across Cumbria has gradually fallen over the past five years rates remain highest in Barrow. In July 2007, the unemployment rate in Barrow (2.6%) was a full percentage point above the Cumbrian average (1.6%) and over a quarter percentage point above the UK average (2.3%). The numbers of long-term unemployed has fallen across Cumbria over the past two years with the exception of Barrow where 12.7% (July, 2007) of the workforce has been out of work for over 12 months.
- 4.40 Cumbria is a strong, inter-dependent county where future prosperity will come from investment and growth, building on its intrinsic strengths. We must concentrate our efforts in areas of high priority to ensure high levels of quality employment across the County.
- 4.41 There is an enormous diversity of opportunity to invest in Cumbria's City, towns and rural communities. The collective resource from Cumbria's diverse communities is a massive and tremendously creative force for good. We will find ways to harness this diversity and creativity better and more consistently.
- 4.42 Cumbria enjoys a potential competitive economic advantage through the quality of its environment. We must harness this valuable resource and create and build upon more sustainable tourism, therefore addressing one of the great tensions between economic growth and protecting the environment.
- 4.43 The globally recognised 'Lakeland' brand, the clustering of high technology energy related businesses on the west coast and its focal position on major north-south routes from the North West into Scotland and the North East are all potential advantages and tools to support a prosperous Cumbrian economy.
- 4.44 This advantage can best be realised through this strategy by ensuring the actions of all key organisations recognise and maximise their impact on prosperity. This includes the creation of a public realm which matches the natural environment for quality, and public services - particularly

health and education - which compare favourably with national best practice

### ***Effective connections between people and places***

- 4.45 Cumbria is often perceived as remote and distant from the major city regions - Manchester, Liverpool, Newcastle, Glasgow and Edinburgh.

### ***Chart 8: Distance from major urban centres***



*Notes: The red dots show urban centres with a population in excess of 100,000. The circles surrounding these dots have a radius of 50km. Cumbria falls outside these.*

- 4.46 These cities are nationally considered to be economic powerhouses for increased prosperity and cultural centres for vibrant urban lifestyles. Cumbria has only a quarter the density of Motorway or dual carriageway of the national average, making road journeys to major cities difficult from areas such as Barrow and West Cumbria. This lack of quality networks is seen to inhibit inward investment and further reinforces the sense of remoteness.
- 4.47 Yet perversely this isolation, coupled with the sparsity of much of its settlement pattern, means that Cumbria's communities have a proudly independent spirit - a vibrancy of a very different and distinctive kind. It has also helped make Cumbria an influential meeting place, a border county able to draw strength from alliances and connections with other regions and nations.
- 4.48 Our vision is of a county which is effectively plugged into the mainline of communications, but whose tranquillity isn't diminished by strengthening improved, efficient, fit for purpose and safe, physical connections to major markets. Development will be supported that achieves more equitable access to housing, services, education, health

care and employment in order to build a county where connections within Cumbria help reduce inequality.

**Eden District is the most deprived Local Authority in mainland England in terms of “geographical barriers”**

- 4.49 Cumbria will be a County where information and learning on excellence flows effectively from place to place and from organisation to organisation. These flows will break down barriers between public, private and third sector groups without our distinctive and fiercely independent communities succumbing to the blandness which blights many town and city centres elsewhere in the UK.
- 4.50 Communities expectations will be for services tailored around their needs. They will expect organisations to share and manage data, enabling them to ‘say it once’, ‘do it many times’, having an interaction with intelligent public services as a whole, rather than having to deal separately and repeatedly with individual services in isolation.
- 4.51 To achieve this vision, public services in Cumbria will pool capacity to increase quality. They will use the push for more efficiency and value for money to integrate policy and strategy, develop common back office support, and base their services in single locations within communities. This will get most value from limited resources. It will, together with use of information technology, improve access to high quality services across Cumbria.
- 4.52 The challenge for this strategy is to find ways of drawing strength from, and improving the connections between, the diverse experiences of life from communities across Cumbria. It will focus our energy on narrowing gaps - raising performance of the weakest to that of the strongest and capitalising more successfully on where Cumbria is strong.

***World-class environmental quality***

- 4.53 Cumbria’s environmental quality, diversity (including biodiversity) and resource is genuinely world-class. Yet sometimes an innate modesty and reserve results in a reluctance for Cumbrians to talk up this aspect of our county and to play to our unrivalled strengths. One World Heritage Site, one potential World heritage Site, two National Parks, Areas of Outstanding Beauty, and a Heritage Coast have a fundamental impact on daily life in Cumbria.
- 4.54 On the other hand, a chocolate box perception of Lakeland, Fellside or Cumbria’s rural communities can distort our understanding that, for



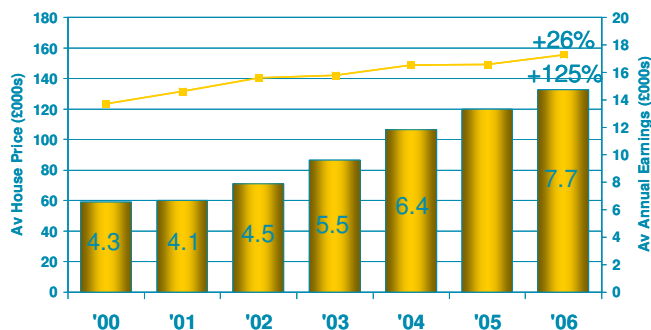
many people, a combination of physical isolation, poor access to essential services and lack of social networks blight quality of life.

A 2007 report by Voluntary Action Cumbria into the loss of rural services found that:

- The loss generates strong negative feelings
- It makes communities feel no-one cares for them
- The closure leads to a reduction in choice for older people
- The loss increases fears for the future of the area
- It negatively impacts on social contacts and networks
- Local people have to travel more

4.55 Beautiful scenery is no compensation for lack of opportunity. A key element of such communities must be provision of affordable and decent standard housing which enables young people to stay in the county, and which is flexible enough to support people's needs for independence throughout their whole life.

**Chart 9: House price v's earnings growth in Cumbria**



*Notes: Average house prices grew by 125% between 2000 and 2006 while earnings only grew by 26%. The average house price is now 7.7 times the average earnings*

- 4.56 Communities will be supported to play their part. Through easy and direct access to renewable energy sources, enthusiasm for community based recycling and waste reduction projects and commitment to taking care of communities for the benefit of all, Cumbria is well placed to lead national thinking in this area.
- 4.57 By leading as a sustainable tourism destination, encouraging home-based and micro business start ups, community transport provision, Fairtrade and local produce schemes, Cumbria will demonstrate excellence in creating and supporting sustainable communities.

- 4.58 Managing, sustaining and, where possible, enhancing Cumbria's unrivalled natural landscape, is also central to the achievement of much of this strategy. The local landscape quality, character and distinctiveness will be protected through careful management to maintain the remoteness and tranquility of our unique environment.
- 4.59 A higher quality public realm which matches the standard of our landscape is one key to increased visitor returns and improved business performance.
- 4.60 In the context of intense global concerns about climate change, energy consumption and the management of waste, Cumbria aims to be a beacon for best practice on sustainable rural communities. It will be a low carbon County. More energy will be generated by renewable technologies; more sustainable modes of transport will be available allowing people to access services without using their cars with rural areas benefiting from effective community travel plans.
- 4.61 New development will be planned that takes account of climate change with more energy and resource efficient buildings being built. Industry and business will continue to reduce their contribution of climate changes gases. We will have in place more sustainable methods of managing our water and waste and Cumbria will procure its goods and services in a way that reduces the impacts of climate change.

All targets subject to negotiation

## APPENDIX 2: Proposed LAA Indicators and Targets (designated)

*(w) - this denotes indicators, relevant to tackling worklessness, provisionally selected - this basket of indicators has the potential to attract a greater share of Working Neighbourhoods Fund reward. These are currently subject to negotiation.*

Proposed LAA Indicators and Targets (Designated)						
Priority Outcome	Indicator(s), including those from national indicator set (shown with a *)	Baseline (2006/07 unless otherwise indicated)	LAA Improvement Targets			Partners who have signed-up to the target and any which are acting as lead partner/s (shown with a *)
			08/09	09/10	10/11	
Reduce worklessness	NI 153 Working age people claiming out of work benefits in the worst performing neighbourhoods* (W)	32.3% (May 2007)	31.3% (-1%)	30.3% (-1%)	29.3% (-1%)	Jobcentre Plus*, Allerdale Borough Council, Barrow Borough Council, Carlisle City Council, Copeland Borough Council, Cumbria County Council, Derwent & Solway Housing Association, Cumbria Rural Enterprise Agency, Furness Enterprise, Cumbria Vision
	NI 146 Adults with learning disabilities in employment* (W)	10% (120) (2007/08)	12% (145)	14% (168)	16% (192) (cumulative total)	Cumbria County Council* Job Centre Plus, Oaklea Trust, West House, Cumbria Care Workstep, Cumbria Partnership Trust

All targets subject to negotiation

Proposed LAA Indicators and Targets (Designated)						
Priority Outcome	Indicator(s), including those from national indicator set (shown with a *)	Baseline (2006/07 unless otherwise indicated)	LAA Improvement Targets			Partners who have signed-up to the target and any which are acting as lead partner/s (shown with a *)
			08/09	09/10	10/11	
Encourage existing businesses to grow	NI 171 New business registration rate*	To be established in Autumn 2008 <sup>1</sup>				Cumbria Vision*
Improve skills throughout Cumbria	NI 163 Proportion of population aged 19-64 for males and 19-59 for females qualified to at least Level 2 or higher* (W)	70.6% (2006 Annual Population Survey <sup>2</sup> )	74.32%	76.18%	78.04%	Learning & Skills Council Cumbria*, Cumbria Further Education Providers, Cumbria County Council, Cumbria Vision
	NI 165 Proportion of population aged 19-64 for males and 19-59 for females qualified to at least Level 4 or higher *	25%	26.2%	27.4%	28.6%	University of Cumbria*, Learning & Skills Council Cumbria <sup>3</sup>
	NI 106 Young people from low income backgrounds progressing to Higher Education*	To be established by 30 <sup>th</sup> June 08 <sup>4</sup>				Cumbria County Council*, University of Cumbria, Allerdale Borough Council, Barrow Borough Council, Carlisle City Council, Copeland Borough Council, Eden District Council, South Lakeland District Council, Cumbria Primary Care Trust, Connexions Cumbria, Learning & Skills Council

<sup>1</sup> Targets will be negotiated when baseline established.

<sup>2</sup> Applies to 2006/07 financial year

<sup>3</sup> Additional partners to be confirmed

<sup>4</sup> Baseline to be established when data is available

All targets subject to negotiation

						Cumbria, Cumbria Constabulary, National Probation Cumbria
Proposed LAA Indicators and Targets (Designated)						
Priority Outcome	Indicator(s), including those from national indicator set (shown with a *)	Baseline (2006/07 unless otherwise indicated)	LAA Improvement Targets			Partners who have signed-up to the target and any which are acting as lead partner/s (shown with a *)
			08/09	09/10	10/11	
Support Children & Young People on the pathway to success	NI 110 Young people's participation in positive activities <sup>5*</sup>	To be established late 2008 / early 2009				Cumbria County Council*, Allerdale Borough Council, Barrow Borough Council, Carlisle City Council, Copeland Borough Council, Eden District Council, South Lakeland District Council, Cumbria Primary Care Trust, Connexions Cumbria, Learning & Skills Council Cumbria, Cumbria Constabulary, National Probation Cumbria
	NI 117 16 to 18 year olds who are not in education, training and employment (NEET)* (W)	5.2%	5.3%	4.8%	4.8%	Connexions Cumbria*, Allerdale Borough Council, Barrow Borough Council, Carlisle City Council, Copeland Borough Council, Cumbria County Council, Eden District Council, South Lakeland District Council, Cumbria Primary Care Trust, Learning & Skills Council Cumbria, Cumbria

<sup>5</sup> Indicator to be measured by survey data – survey data expected late 2008 / early 2009 – targets to be negotiated when data available

All targets subject to negotiation

Support Children & Young People on the pathway to success (cont.)						Constabulary, National Probation Cumbria
	NI 19 Rate of proven re-offending by young offenders*					Cumbria County Council*, Allerdale Borough Council, Barrow Borough Council, Carlisle City Council, Copeland Borough Council, Eden District Council, South Lakeland District Council, Cumbria Primary Care Trust, Connexions Cumbria, Learning & Skills Council Cumbria, Cumbria Constabulary, National Probation Cumbria
		To be established by 31 <sup>t</sup> March 2009 <sup>6</sup>				

<sup>6</sup> Targets will be negotiated when baseline established

All targets subject to negotiation

Proposed LAA Indicators and Targets (Designated)						
Priority Outcome	Indicator(s), including those from national indicator set (shown with a *)	Baseline (2006/07 unless otherwise indicated)	LAA Improvement Targets			Partners who have signed-up to the target and any which are acting as lead partner/s (shown with a *)
			08/09	09/10	10/11	
Improve life expectancy	NI 123 Stop smoking*	716 per 100,000 (based on average of years 2004 to 2007 - provided by Vital Signs)  547 per 100,000 <sup>7</sup> (2007/08)  2270 quitters achieved	764 per 100,000  3,189 quitters a year	760 per 100,000  3,189 quitters a year	731 per 100,000  3,083 quitters a year	Cumbria Primary Care Trust*, Cumbria County Council, Allerdale Borough Council, Barrow Borough Council, Carlisle City Council, Copeland Borough Council, Eden District Council, South Lakeland District Council, Healthy Schools, Connexions, Cumbria Partnership Trust
	NI 39 Rate of Hospital Admissions per 100,000 for Alcohol Related *	1,702 per 100,000	1,914 per 100,000	2,001 per 100,000	2,072 per 100,000	Cumbria Primary Care Trust*, Cumbria Partnership Trust, Cumbria County Council, Cumbria Constabulary, Allerdale Borough Council, Barrow Borough Council, Carlisle City Council, Copeland Borough Council, Eden District Council, South Lakeland District Council

<sup>7</sup> Definition subject to change from 2009/10

All targets subject to negotiation

Proposed LAA Indicators and Targets (Designated)						
Priority Outcome	Indicator(s), including those from national indicator set (shown with a *)	Baseline (2006/07 unless otherwise indicated)	LAA Improvement Targets			Partners who have signed-up to the target and any which are acting as lead partner/s (shown with a *)
			08/09	09/10	10/11	
Improve life expectancy (cont.)	NI 40 Number of drug users recorded as being in effective treatment*	1336 (2007/08 estimated) <sup>8</sup>	4% increase on baseline 1389	6% increase on baseline 1417	8% increase on baseline 1446	Cumbria Primary Care Trust*, Cumbria County Council, Cumbria Constabulary, Connexions Cumbria, Cumbria Youth Offending Service, Probation Service,
Increase choice and control for services users	NI 130 Social Care clients receiving Self Directed Support per 100,000 population (Direct Payments and Individual Budgets)*	111 per 100,000 <sup>9</sup>	530 per 100,000	1060 per 100,000	1863 per 100,000	Cumbria County Council*, Disability Association Carlisle and Eden, Cumbria Direct Payment Advice and Support, Cumbria ICT User Involvement Consortium, In Control, Furness Carers, West Cumbria Carers, Carlisle Carers, National Centre for Independent Living, Commission for Social Care Improvement, People First, Making Space, Cumbria Disability Network, Age Concern, Cumbria Mental Health Users Group, Cumbria Partnership Trust

<sup>8</sup> The baseline for this indicator will be confirmed when finalised baseline data for 2007/08 is available in August 2008 - the targets will be given numerical values at that time.

<sup>9</sup> Direct payments only – Individual budgets to be included from 2009



All targets subject to negotiation

Proposed LAA Indicators and Targets (Designated)						
Priority Outcome	Indicator(s), including those from national indicator set (shown with a *)	Baseline (2006/07 unless otherwise indicated)	LAA Improvement Targets			Partners who have signed-up to the target and any which are acting as lead partner/s (shown with a *)
			08/09	09/10	10/11	
Further strengthen community empowerment	NI 4 % of people who feel they can influence decisions in their locality*	To be established when place survey data available <sup>10</sup>				Cumbria County Council*, Allerdale Borough Council, Barrow Borough Council, Carlisle City Council, Copeland Borough Council, Eden District Council, South Lakeland District Council, Cumbria Association of Local Councils, Cumbria Association of Councils for Voluntary Service, Cumbria Primary Care Trust, Cumbria Constabulary, Youth Offending Service, Probation Service, Drug & Alcohol Action Team, Rural Forum, Voluntary Action Cumbria, Crown Prosecution Service

<sup>10</sup> Targets will be negotiated when baseline established

All targets subject to negotiation

Proposed LAA Indicators and Targets (Designated)						
Priority Outcome	Indicator(s), including those from national indicator set (shown with a *)	Baseline (2006/07 unless otherwise indicated)	LAA Improvement Targets			Partners who have signed-up to the target and any which are acting as lead partner/s (shown with a *)
			08/09	09/10	10/11	
Further strengthen community empowerment (cont.)	NI 5 Overall / general satisfaction with local area*	To be established when place survey data available <sup>11</sup>				Cumbria County Council*, Allerdale Borough Council, Barrow Borough Council, Carlisle City Council, Copeland Borough Council, Eden District Council, South Lakeland District Council, Cumbria Association of Local Councils, Cumbria Association of Councils for Voluntary Service, Cumbria Primary Care Trust, Cumbria Constabulary, Youth Offending Service, Probation Service, Drug & Alcohol Action Team, Rural Forum, Voluntary Action Cumbria, Crown Prosecution Service

<sup>11</sup> Targets will be negotiated when baseline established

All targets subject to negotiation

Proposed LAA Indicators and Targets (Designated)						
Priority Outcome	Indicator(s), including those from national indicator set (shown with a *)	Baseline (2006/07 unless otherwise indicated)	LAA Improvement Targets			Partners who have signed-up to the target and any which are acting as lead partner/s (shown with a *)
			08/09	09/10	10/11	
Further strengthen community empowerment (cont.)	NI 7 Environment for a thriving third sector*	22% <sup>12</sup>	22%	24%	28%	Cumbria County Council*, Allerdale Borough Council, Barrow Borough Council, Carlisle City Council, Copeland Borough Council, Eden District Council, South Lakeland District Council, Cumbria Association of Local Councils, Cumbria Association of Councils for Voluntary Service, Cumbria Primary Care Trust, Cumbria Constabulary, Youth Offending Service, Probation Service, Drug & Alcohol Action Team, Rural Forum, Voluntary Action Cumbria, Crown Prosecution Service

<sup>12</sup> Indicative baseline estimate only from a pilot survey conducted nationally. More accurate figures will be available following the first wave of the national Cabinet Office Survey in the autumn. As a result these figures could change.

All targets subject to negotiation

Proposed LAA Indicators and Targets (Designated)						
Priority Outcome	Indicator(s), including those from national indicator set (shown with a *)	Baseline (2006/07 unless otherwise indicated)	LAA Improvement Targets			Partners who have signed-up to the target and any which are acting as lead partner/s (shown with a *)
			08/09	09/10	10/11	
Improve respect and community cohesion	NI 1 % of people who believe people from different backgrounds get on well together in their local area*	83%	84%	85%	87%	Cumbria County Council*, Allerdale Borough Council, Barrow Borough Council, Carlisle City Council, Copeland Borough Council, Eden District Council, South Lakeland District Council, Cumbria Association of Local Councils, Cumbria Association of Councils for Voluntary Service, Cumbria Primary Care Trust, Cumbria Constabulary, Youth Offending Service, Probation Service, Drug & Alcohol Action Team, Rural Forum, Voluntary Action Cumbria, Crown Prosecution Service

All targets subject to negotiation

Proposed LAA Indicators and Targets (Designated)						
Priority Outcome	Indicator(s), including those from national indicator set (shown with a *)	Baseline (2006/07 unless otherwise indicated)	LAA Improvement Targets			Partners who have signed-up to the target and any which are acting as lead partner/s (shown with a *)
			08/09	09/10	10/11	
Reduce crime and fear of crime	NI 20 Assault with injury crime rate <sup>13</sup>	3584  7.22 per 1000 population (2007/08)	3405  6.86 Per 1000 population	3235  6.52 per 1000 population	3073  6.19 per 1000 population	Cumbria Constabulary*, Allerdale Borough Council, Barrow Borough Council, Carlisle City Council, Copeland Borough Council, Cumbria County Council* Eden District Council, South Lakeland District Council, Probation Service, Cumbria Fire & Rescue Service, Cumbria Police Authority, Cumbria Primary Care Trust, Voluntary Action Cumbria, Cumbria Association of Local Councils, Cumbria Association of Councils for Voluntary Service, Crown Prosecution Service

<sup>13</sup> 3 year targets have been provisionally agreed with targets for years 2 and 3 to be revised at the annual refresh

All targets subject to negotiation

Proposed LAA Indicators and Targets (Designated)						
Priority Outcome	Indicator(s), including those from national indicator set (shown with a *)	Baseline (2006/07 unless otherwise indicated)	LAA Improvement Targets			Partners who have signed-up to the target and any which are acting as lead partner/s (shown with a *)
			08/09	09/10	10/11	
Reduce crime and fear of crime (cont.)	NI 30 Re-offending rate of prolific and priority offenders*	-17%	-21% <sup>14</sup>			Probation Service* Cumbria Constabulary, Allerdale Borough Council, Barrow Borough Council, Carlisle City Council, Copeland Borough Council, Cumbria County Council* Eden District Council, South Lakeland District Council, Cumbria Fire & Rescue Service, Cumbria Police Authority, Cumbria Primary Care Trust, Voluntary Action Cumbria, Cumbria Association of Local Councils, Cumbria Association of Councils for Voluntary Service, Crown Prosecution Service

<sup>14</sup> This target is a conditional target, which may be adjusted once accurate baseline data has been provided by the Home Office. Targets for 2009/10 and 2010/11 will be agreed with GONW at the annual refresh.

All targets subject to negotiation

Proposed LAA Indicators and Targets (Designated)						
Priority Outcome	Indicator(s), including those from national indicator set (shown with a *)	Baseline (2006/07 unless otherwise indicated)	LAA Improvement Targets			Partners who have signed-up to the target and any which are acting as lead partner/s (shown with a *)
			08/09	09/10	10/11	
Reduce crime and fear of crime (cont.)	NI 41 Perceptions of drunk or rowdy behaviour as a problem*	20% (2007 Best Value General User Satisfaction Survey)	19%	18%	16%	Cumbria County Council* Cumbria Constabulary, Allerdale Borough Council, Barrow Borough Council, Carlisle City Council, Copeland Borough Council, Eden District Council, South Lakeland District Council, Probation Service, Cumbria Fire & Rescue Service, Cumbria Police Authority, Cumbria Primary Care Trust, Voluntary Action Cumbria, Cumbria Association of Local Councils, Cumbria Association of Councils for Voluntary Service, Crown Prosecution Service

All targets subject to negotiation

Proposed LAA Indicators and Targets (Designated)						
Priority Outcome	Indicator(s), including those from national indicator set (shown with a *)	Baseline (2006/07 unless otherwise indicated)	LAA Improvement Targets			Partners who have signed-up to the target and any which are acting as lead partner/s (shown with a *)
			08/09	09/10	10/11	
Reduce crime and fear of crime (cont.)	NI 32 Repeat incidents of domestic violence*	37.4% <sup>15</sup>	33.8%			Probation Service*, Cumbria County Council, Cumbria Constabulary, Allerdale Borough Council, Barrow Borough Council, Carlisle City Council, Copeland Borough Council, Eden District Council, South Lakeland District Council, Cumbria Fire & Rescue Service, Cumbria Police Authority, Cumbria Primary Care Trust, Voluntary Action Cumbria, Cumbria Association of Local Councils, Cumbria Association of Councils for Voluntary Service, Crown Prosecution Service

<sup>15</sup> The figures for the baseline and 2008/9 represent a proxy measure taken from current LAA stretch as recommended by GONW. Further targets will not be set until 2009-10



All targets subject to negotiation

Proposed LAA Indicators and Targets (Designated)						
Priority Outcome	Indicator(s), including those from national indicator set (shown with a *)	Baseline (2006/07 unless otherwise indicated)	LAA Improvement Targets			Partners who have signed-up to the target and any which are acting as lead partner/s (shown with a *)
			08/09	09/10	10/11	
Improve the health and well being of Children	NI 57 Children and young people's participation in high-quality PE and sport*	87% <sup>16</sup>	90%	95%	98%	Cumbria County Council*, Allerdale Borough Council, Barrow Borough Council, Carlisle City Council, Copeland Borough Council, Eden District Council, South Lakeland District Council, Cumbria Primary Care Trust, Connexions Cumbria, Learning & Skills Council Cumbria, Cumbria Constabulary, National Probation Cumbria

<sup>16</sup>The baseline and targets will be renegotiated in 2009 on the basis of the final definition of the indicator.

All targets subject to negotiation

Proposed LAA Indicators and Targets (Designated)						
Priority Outcome	Indicator(s), including those from national indicator set (shown with a *)	Baseline (2006/07 unless otherwise indicated)	LAA Improvement Targets			Partners who have signed-up to the target and any which are acting as lead partner/s (shown with a *)
			08/09	09/10	10/11	
Improve the health and well being of Children (cont.)	NI 50 Emotional health of children*	To be established late 2008 / early 2009 <sup>17</sup>				Cumbria County Council*, Allerdale Borough Council, Barrow Borough Council, Carlisle City Council, Copeland Borough Council, Eden District Council, South Lakeland District Council, Cumbria Primary Care Trust, Connexions Cumbria, Learning & Skills Council Cumbria, Cumbria Constabulary, National Probation Cumbria
	NI 70 Hospital admissions caused by unintentional and deliberate injuries to children and young people*	To be established late 2008 / early 2009 <sup>18</sup>				Cumbria Primary Care Trust*, Allerdale Borough Council, Barrow Borough Council, Carlisle City Council, Copeland Borough Council, Eden District Council, South Lakeland District Council, Cumbria County Council, Connexions Cumbria, Learning & Skills Council Cumbria, Cumbria Constabulary, National Probation Cumbria

<sup>17</sup> Indicator to be measured by survey data – survey data expected late 2008 / early 2009 – targets to be negotiated when data available

All targets subject to negotiation

<b>Improve the health and well being of Children (cont.)</b>	<b>NI 65</b> Percentage of children becoming the subject of a Child Protection Plan for a second or subsequent time*	13.8%	13.5%	13%	12.5%	Cumbria County Council*, Allerdale Borough Council, Barrow Borough Council, Carlisle City Council, Copeland Borough Council, Eden District Council, South Lakeland District Council, Cumbria Primary Care Trust, Connexions Cumbria, Learning & Skills Council Cumbria, Cumbria Constabulary, National Probation Cumbria
	<b>NI 112</b> Under 18 conception rate*	-16%	-33%	-41%	-50%	Cumbria County Council*, Allerdale Borough Council, Barrow Borough Council, Carlisle City Council, Copeland Borough Council, Eden District Council, South Lakeland District Council, Cumbria Primary Care Trust, Connexions Cumbria, Learning & Skills Council Cumbria, Cumbria Constabulary, National Probation Cumbria

<sup>18</sup> Targets will be negotiated once baseline established, as part of the refresh.

All targets subject to negotiation

Proposed LAA Indicators and Targets (Designated)						
Priority Outcome	Indicator(s), including those from national indicator set (shown with a *)	Baseline (2006/07 unless otherwise indicated)	LAA Improvement Targets			Partners who have signed-up to the target and any which are acting as lead partner/s (shown with a *)
			08/09	09/10	10/11	
Improve road safety	NI 47 People killed or seriously injured in road traffic accidents*	363 <sup>19</sup> (2005 - 2007 average)	10.3% decrease (326)	3.5% decrease (315)	1.5% decrease (310)	Cumbria County Council*, Cumbria Constabulary, Cumbria Fire & Rescue Service, The Highways Agency, Capita Symonds, Cumbria Safety Cameras, Cumbria Chamber of Commerce, The freight Transport Association, Primary Care Trust.
Improve sustainable access to services & facilities	NI 175 Access to services and facilities by public transport, walking and cycling* <sup>20</sup>	91% (2007/08)	93%	94%	95%	Cumbria County Council*, Job Centre Plus, Cumbria Rural Enterprise Agency, Cumbria Tourist Board
	NI 168 Principal roads where maintenance should be considered*	4% (2007/08)	4%	4%	4%	Cumbria County Council* Amey, Capita
Provide balanced housing markets	NI 154 Net additional homes provided*	1367 (2004-2007)	1796	1796	1796	Allerdale Borough Council*, Barrow Borough Council*, Carlisle City Council*, Copeland Borough Council*, Eden District Council*, Lake District National Park Authority*, South Lakeland District Council* <sup>21</sup>

<sup>19</sup> Percentage decrease from previous 3 year-average is 9.6%

<sup>20</sup> This is locally determined indicator, the NIS guidance states that the definition must follow that of the accessibility indicator written into the Cumbria Local Transport Plan. The indicator therefore considers the “percentage of rural households within 30mins of a key service centre by public transport”

<sup>21</sup> District and Borough Councils, along with the Lake District National Park Authority, will lead delivery in their respective geographical areas. This is co-ordinated across the county through the Cumbria Planning Group

All targets subject to negotiation

Proposed LAA Indicators and Targets (Designated)						
Priority Outcome	Indicator(s), including those from national indicator set (shown with a *)	Baseline (2006/07 unless otherwise indicated)	LAA Improvement Targets			Partners who have signed-up to the target and any which are acting as lead partner/s (shown with a *)
			08/09	09/10	10/11	
Provide balanced housing markets (cont.)	NI 155 Number of affordable homes delivered (gross)*	237 (2007/08)	260	300	350	Allerdale Borough Council*, Barrow Borough Council*, Carlisle City Council*, Copeland Borough Council*, Eden District Council*, Lake District National Park* <sup>22</sup> Authority*, South Lakeland District Council*
Maximise Cumbria's contribution to limiting climate change	NI 186 Per capita reduction in CO2 emissions in the LA area*	11.3 tonnes	2.65% reduction (0.3 tonnes)	6.19% cumulative reduction (0.7 tonnes)	11.5% cumulative reduction (1.3 tonnes)	Cumbria County Council*, English Heritage, Forestry Commission, National Trust, Environment Agency, Natural England, Carlisle City Council, Lake District National Park Authority
Minimise waste and improve waste management	NI 191 Residual household waste per household*	830kg (2007/08)	702kg	694kg	687kg	Allerdale Borough Council, Barrow Borough Council, Carlisle City Council, Copeland Borough Council, Cumbria County Council*, Eden District Council, South Lakeland District Council

<sup>22</sup> District and Borough Councils, along with the Lake District National Park Authority, will lead delivery in their respective geographical areas. This is co-ordinated across the county through the Cumbria Planning Group

All targets subject to negotiation

Proposed LAA Indicators and Targets (Designated)						
Priority Outcome	Indicator(s), including those from national indicator set (shown with a *)	Baseline (2006/07 unless otherwise indicated)	LAA Improvement Targets			Partners who have signed-up to the target and any which are acting as lead partner/s (shown with a *)
			08/09	09/10	10/11	
Improve local biodiversity	NI 197 Improved local biodiversity - proportion of local sites where positive conservation management has been or is being implemented*	To be established by 31 <sup>st</sup> October 2008				Cumbria County Council*, English Heritage, National Trust, Forestry Commission, Environment Agency, South Lakeland District Council, Yorkshire Dales National Park Authority, Lake District National Park Authority, Cumbria Wildlife Trust, Natural England
Ensure high standards of street scene services and reduce the visual impact of litter and graffiti	NI 195 Improved street and environmental cleanliness (levels of litter, detritus, graffiti and fly posting)*	Litter 5% Detritus 9% Graffiti 1% Fly posting 0% (2007/08)	5% 10% 1% 0%	5% 10% 1% 0%	5% 9% 1% 0%	Allerdale Borough Council*, Barrow Borough Council*, Carlisle City Council*, Copeland Borough Council*, Cumbria County Council, Eden District Council*, South Lakeland District Council* <sup>1</sup>

### APPENDIX 3: Proposed LAA Indicators and Targets (Local)

Proposed LAA Indicators and Targets (Local)						
Priority Outcome	Indicator(s), including those from national indicator set (shown with a *)	Baseline (2006/07 unless otherwise indicated)	LAA Improvement Targets			Partners who have signed-up to the target and any which are acting as lead partner/s (shown with a *)
			08/09	09/10	10/11	
Improve the health and well being of Children	LI 1 Reduce incidence of referrals to social care for child protection, repeat referrals and repeat incidence of abuse of children	41.7%	25%	22.5%	20%	Cumbria County Council*, Allerdale Borough Council, Barrow Borough Council, Carlisle City Council, Copeland Borough Council, Eden District Council, South Lakeland District Council, Cumbria Primary Care Trust, Connexions Cumbria, Learning & Skills Council Cumbria, Cumbria Constabulary, National Probation Cumbria
Protect and enhance the environment	LI 2 % of conservation areas with up to date (within 5 years) character appraisals	To be established by 30 <sup>th</sup> June 2008 <sup>23</sup>				Lake District National Park Authority*, English Heritage

<sup>23</sup> Targets will be set when baseline established

All targets subject to negotiation

Proposed LAA Indicators and Targets (Local)						
Priority Outcome	Indicator(s), including those from national indicator set (shown with a *)	Baseline (2006/07 unless otherwise indicated)	LAA Improvement Targets			Partners who have signed-up to the target and any which are acting as lead partner/s (shown with a *)
			08/09	09/10	10/11	
<b>Increase cultural participation</b>	<b>LI 3 (NI 11)</b> Engagement in the arts* <sup>24</sup>	To be established by 30 <sup>th</sup> November 2008				Cumbria County Council*, Culture Cumbria, Allerdale Borough Council, Barrow Borough Council, Carlisle City Council, Copeland Borough Council, Eden District Council, South Lakeland District Council, Arts Council for England
<b>Provide balanced housing markets</b>	<b>LI 4 (NI 187)</b> Tackling Fuel Poverty - % people receiving income based benefits living in homes with a low energy efficiency rating*	To be established by 31 <sup>st</sup> March 2009 <sup>25</sup>				To be confirmed
<b>Improve local biodiversity</b>	<b>LI 5</b> Percentage of sites of special scientific interest in favourable /recovering condition	To be established by 30 <sup>th</sup> June 2008 <sup>26</sup>			95%	Natural England, Lake District National Park Authority*, Forestry Commission

<sup>24</sup> Agreed principle of a 3% target over 3 years based on the November baseline (when available)

<sup>25</sup> Targets will be set and agreed once baseline established.

<sup>26</sup> Targets for 08/09 and 09/10 will be set when baseline established



All targets subject to negotiation

Proposed LAA Indicators and Targets (Local)						
Priority Outcome	Indicator(s), including those from national indicator set (shown with a *)	Baseline (2006/07 unless otherwise indicated)	LAA Improvement Targets			Partners who have signed-up to the target and any which are acting as lead partner/s (shown with a *)
			08/09	09/10	10/11	
Improve life expectancy	LI 6 Reduce health inequalities between the Local Authority area and the England population by narrowing the gap in all age, all cause mortality in spearhead areas - targets for Carlisle and Barrow	Male	Male	Male	Male	Cumbria Primary Care Trust*, Cumbria County Council, Barrow Borough Council, Carlisle City Council
		Barrow - 838	Barrow - 814	Barrow - 791	Barrow - 769	
		Carlisle - 768	Carlisle - 751	Carlisle - 735	Carlisle - 719	
		Female	Female	Female	Female	
		Barrow - 536	Barrow - 525	Barrow - 514	Barrow - 503	
		Carlisle - 529	Carlisle - 521	Carlisle - 514	Carlisle - 507	
		(2007/08)				

All targets subject to negotiation

Proposed LAA Indicators and Targets (Local)						
Priority Outcome	Indicator(s), including those from national indicator set (shown with a *)	Baseline (2006/07 unless otherwise indicated)	LAA Improvement Targets			Partners who have signed-up to the target and any which are acting as lead partner/s (shown with a *)
			08/09	09/10	10/11	
Improve life expectancy (cont.)	LI 7 Reduce health inequalities within the local area in all age, all cause mortality - targets for Allerdale, Copeland, Eden and South Lakeland	Allerdale 850  Copeland - 803  Eden - 585  South Lakeland 654  (2007/08)	Allerdale 825  Copeland 772  Eden 574  South Lakeland 600	Allerdale 803  Copeland 743  Eden 565  South Lakeland 589	Allerdale 782  Copeland 716  Eden 557  South Lakeland 575	Cumbria Primary Care Trust*, Cumbria County Council, Allerdale Borough Council, Copeland Borough Council, Eden District Council, South Lakeland District Council
Increase choice and control for services users	LI 8 Number of loans from library self help collection	1551 (2007/08)	1782	2178	2574	Cumbria County Council*, Cumbria Primary Care Trust, Cumbria Partnership Trust, Mind
	LI 9 Increase the number of people with learning disabilities over 18 who have health action plans	40% (2007/08)	70%	90%	95%	Cumbria County Council*, Cumbria Partnerships Trust, Cumbria Primary Care Trust

All targets subject to negotiation

Proposed LAA Indicators and Targets (Local)						
Priority Outcome	Indicator(s), including those from national indicator set (shown with a *)	Baseline (2006/07 unless otherwise indicated)	LAA Improvement Targets			Partners who have signed-up to the target and any which are acting as lead partner/s (shown with a *)
			08/09	09/10	10/11	
Improve life expectancy	LI 10 Percentage of mother recorded as smoking on delivery	24%	20%	19%	18%	Cumbria Primary Care Trust*, Cumbria County Council
Increase choice and control for services users	LI 11 Number of people benefiting from Promoting Independence in Partnership with older people scheme	1428 (2007/08)	1600 <sup>27</sup>	1648	1697.44	Age Concern*, Alzhiemers Society, Carers Associations, Cumbria County Council, Cumbria Primary Care Trust
	LI 12 Supporting peoples service users who have moved on in a planned way from temporary living arrangements. As measured by DCLG KP2(A)	361 (2007/08)	368 <sup>28</sup>	375	383	Cumbria County Council*, Allerdale Borough Council, Barrow Borough Council, Carlisle City Council, Copeland Borough Council, Eden District Council, South Lakeland District Council, Cumbria Primary Care Trust, Probation Service
	LI 13 Numbers of people successfully claiming pensions credit and gateway to other entitlements	3114 (2007/08)	1950	2008	2108	Department of Works and Pensions*, Energy Efficiency Advice Centre, Age Concern
	LI 14 Number of passengers making return journeys on community buses to access healthy pursuits	17072 (2007/08)	5% 17926	5% 18779	5% 19632	Cumbria County Council* Cumbria Community Transport

<sup>27</sup> These targets represent a 3% annual increase

<sup>28</sup> These targets represent a 2% annual increase

## APPENDIX 4: Statutory Education and Early Years Indicators and Targets

Statutory Education and Early Years Indicators and Targets					
Indicator(s), including those from national indicator set (shown with a *)	Baseline (2006/07 unless otherwise indicated)	LAA Improvement Targets			Partners who have signed-up to the target and any which are acting as lead partner/s (shown with a *)
		08/09	09/10 <sup>29</sup>	10/11	
<b>NI 72</b> Achievement of at least 78 points across the Early Years Foundation Stage with at least 6 in each of the scales in Personal Social and Emotional Development and Communication, Language and Literacy*	46%	54%			Cumbria County Council*, Allerdale Borough Council, Barrow Borough Council, Carlisle City Council, Copeland Borough Council, Eden District Council, South Lakeland District Council, Cumbria Primary Care Trust, Connexions Cumbria, Learning & Skills Council Cumbria, Cumbria Constabulary, National Probation Cumbria
<b>NI 73</b> Achievement at level 4 or above in both English and Maths at Key Stage 2 (Threshold)*	75%	83%			Cumbria County Council*, Allerdale Borough Council, Barrow Borough Council, Carlisle City Council, Copeland Borough Council, Eden District Council, South Lakeland District Council, Cumbria Primary Care Trust, Connexions Cumbria, Learning & Skills Council Cumbria, Cumbria Constabulary, National Probation Cumbria

<sup>29</sup> Targets for 2009/10 and 2010/11 will be negotiated in early 2009 and 2010 respectively

All targets subject to negotiation

<b>Statutory Education and Early Years Indicators and Targets</b>					
<b>Indicator(s), including those from national indicator set (shown with a *)</b>	<b>Baseline (2006/07 unless otherwise indicated)</b>	<b>LAA Improvement Targets</b>			<b>Partners who have signed-up to the target and any which are acting as lead partner/s (shown with a *)</b>
		<b>08/09</b>	<b>09/10</b>	<b>10/11</b>	
<b>NI 74</b> Achievement at level 5 or above in both English and Maths at Key Stage 3 (Threshold)*	69%	80%			Cumbria County Council*, Allerdale Borough Council, Barrow Borough Council, Carlisle City Council, Copeland Borough Council, Eden District Council, South Lakeland District Council, Cumbria Primary Care Trust, Connexions Cumbria, Learning & Skills Council Cumbria, Cumbria Constabulary, National Probation Cumbria
<b>NI 75</b> Achievement of 5 or more A*-C grades at GCSE or equivalent including English and Maths (Threshold)*	45.7%	57%			Cumbria County Council*, Allerdale Borough Council, Barrow Borough Council, Carlisle City Council, Copeland Borough Council, Eden District Council, South Lakeland District Council, Cumbria Primary Care Trust, Connexions Cumbria, Learning & Skills Council Cumbria, Cumbria Constabulary, National Probation Cumbria

All targets subject to negotiation

Statutory Education and Early Years Indicators and Targets					
Indicator(s), including those from national indicator set (shown with a *)	Baseline (2006/07 unless otherwise indicated)	LAA Improvement Targets			Partners who have signed-up to the target and any which are acting as lead partner/s (shown with a *)
		08/09	09/10	10/11	
<b>NI 83</b> Achievement at level 5 or above in Science at Key Stage 3*	75%	84%			Cumbria County Council*, Allerdale Borough Council, Barrow Borough Council, Carlisle City Council, Copeland Borough Council, Eden District Council, South Lakeland District Council, Cumbria Primary Care Trust, Connexions Cumbria, Learning & Skills Council Cumbria, Cumbria Constabulary, National Probation Cumbria
<b>NI 87</b> Secondary school persistent absence rate*	7%	6.3%	6%	5%	Cumbria County Council*, Allerdale Borough Council, Barrow Borough Council, Carlisle City Council, Copeland Borough Council, Eden District Council, South Lakeland District Council, Cumbria Primary Care Trust, Connexions Cumbria, Learning & Skills Council Cumbria, Cumbria Constabulary, National Probation Cumbria

All targets subject to negotiation

Statutory Education and Early Years Indicators and Targets					
Indicator(s), including those from national indicator set (shown with a *)	Baseline (2006/07 unless otherwise indicated)	LAA Improvement Targets			Partners who have signed-up to the target and any which are acting as lead partner/s (shown with a *)
		08/09	09/10	10/11	
<b>NI 92</b> Narrowing the gap between the lowest achieving 20% in the Early Years Foundation Stage Profile and the rest*	35%	28%			Cumbria County Council*, Allerdale Borough Council, Barrow Borough Council, Carlisle City Council, Copeland Borough Council, Eden District Council, South Lakeland District Council, Cumbria Primary Care Trust, Connexions Cumbria, Learning & Skills Council Cumbria, Cumbria Constabulary, National Probation Cumbria
<b>NI 93</b> Progression by 2 levels in English between Key Stage 1 and Key Stage 2*	83.7%	92%			Cumbria County Council*, Allerdale Borough Council, Barrow Borough Council, Carlisle City Council, Copeland Borough Council, Eden District Council, South Lakeland District Council, Cumbria Primary Care Trust, Connexions Cumbria, Learning & Skills Council Cumbria, Cumbria Constabulary, National Probation Cumbria

All targets subject to negotiation

Statutory Education and Early Years Indicators and Targets					
Indicator(s), including those from national indicator set (shown with a *)	Baseline (2006/07 unless otherwise indicated)	LAA Improvement Targets			Partners who have signed-up to the target and any which are acting as lead partner/s (shown with a *)
		08/09	09/10	10/11	
<b>NI 94</b> Progression by 2 levels in Maths between Key Stage 1 and Key Stage 2*	79%	91%			Cumbria County Council*, Allerdale Borough Council, Barrow Borough Council, Carlisle City Council, Copeland Borough Council, Eden District Council, South Lakeland District Council, Cumbria Primary Care Trust, Connexions Cumbria, Learning & Skills Council Cumbria, Cumbria Constabulary, National Probation Cumbria
<b>NI 95</b> Progression by 2 levels in English between Key Stage 2 and Key Stage 3*	24.4%	40%			Cumbria County Council*, Allerdale Borough Council, Barrow Borough Council, Carlisle City Council, Copeland Borough Council, Eden District Council, South Lakeland District Council, Cumbria Primary Care Trust, Connexions Cumbria, Learning & Skills Council Cumbria, Cumbria Constabulary, National Probation Cumbria



All targets subject to negotiation

Statutory Education and Early Years Indicators and Targets					
Indicator(s), including those from national indicator set (shown with a *)	Baseline (2006/07 unless otherwise indicated)	LAA Improvement Targets			Partners who have signed-up to the target and any which are acting as lead partner/s (shown with a *)
		08/09	09/10	10/11	
<b>NI 96</b> Progression by 2 levels in Maths between Key Stage 2 and Key Stage 3*	56%	72%			Cumbria County Council*, Allerdale Borough Council, Barrow Borough Council, Carlisle City Council, Copeland Borough Council, Eden District Council, South Lakeland District Council, Cumbria Primary Care Trust, Connexions Cumbria, Learning & Skills Council Cumbria, Cumbria Constabulary, National Probation Cumbria
<b>NI 97</b> Progression by 2 levels in English between Key Stage 3 and Key Stage 4*	53.9%	71%			Cumbria County Council*, Allerdale Borough Council, Barrow Borough Council, Carlisle City Council, Copeland Borough Council, Eden District Council, South Lakeland District Council, Cumbria Primary Care Trust, Connexions Cumbria, Learning & Skills Council Cumbria, Cumbria Constabulary, National Probation Cumbria

All targets subject to negotiation

Statutory Education and Early Years Indicators and Targets					
Indicator(s), including those from national indicator set (shown with a *)	Baseline (2006/07 unless otherwise indicated)	LAA Improvement Targets			Partners who have signed-up to the target and any which are acting as lead partner/s (shown with a *)
		08/09	09/10	10/11	
<b>NI 98</b> Progression by 2 levels in Maths between Key Stage 3 and Key Stage 4*	27.4%	38%			Cumbria County Council*, Allerdale Borough Council, Barrow Borough Council, Carlisle City Council, Copeland Borough Council, Eden District Council, South Lakeland District Council, Cumbria Primary Care Trust, Connexions Cumbria, Learning & Skills Council Cumbria, Cumbria Constabulary, National Probation Cumbria
<b>NI 99</b> Looked after children reaching level 4 in English at Key Stage 2*	61% (as of 30/09/07)	33%	50%	65%	Cumbria County Council*, Allerdale Borough Council, Barrow Borough Council, Carlisle City Council, Copeland Borough Council, Eden District Council, South Lakeland District Council, Cumbria Primary Care Trust, Connexions Cumbria, Learning & Skills Council Cumbria, Cumbria Constabulary, National Probation Cumbria

All targets subject to negotiation

Statutory Education and Early Years Indicators and Targets					
Indicator(s), including those from national indicator set (shown with a *)	Baseline (2006/07 unless otherwise indicated)	LAA Improvement Targets			Partners who have signed-up to the target and any which are acting as lead partner/s (shown with a *)
		08/09	09/10	10/11	
<b>NI 100</b> Looked after children reaching level 4 in Mathematics at key Stage 2*	54% (as of 30/09/07)	43%	63%	75%	Cumbria County Council*, Allerdale Borough Council, Barrow Borough Council, Carlisle City Council, Copeland Borough Council, Eden District Council, South Lakeland District Council, Cumbria Primary Care Trust, Connexions Cumbria, Learning & Skills Council Cumbria, Cumbria Constabulary, National Probation Cumbria
<b>NI 101</b> Looked after children achieving 5 A*-C GCSEs (or equivalent) at Key Stage 4 (including English and Mathematics)*	18% (as of 30/09/07)	20%	12%	33%	Cumbria County Council*, Allerdale Borough Council, Barrow Borough Council, Carlisle City Council, Copeland Borough Council, Eden District Council, South Lakeland District Council, Cumbria Primary Care Trust, Connexions Cumbria, Learning & Skills Council Cumbria, Cumbria Constabulary, National Probation Cumbria

## APPENDIX 5: Legacy (Stretch) Indicators from 2007 LAA

Legacy (Stretch) Indicators and Targets from 2007 LAA					
Indicator(s), including those from national indicator set (shown with a *)	Baseline (2006/07 unless otherwise indicated)	LAA Improvement Targets			Partners who have signed-up to the target and any which are acting as lead partner/s (shown with a *)
		07/08	08/09	09/10	
<b>SI 1</b> Number of people who have been claiming incapacity benefit for at least 6 months helped by Cumbria County Council into sustained employment of at least 16 hours per week for 13 consecutive weeks or more as measured by local data	0 (2006/07)	No target	No target	Total across 3 years = 200 (stretched)	Cumbria County Council*
<b>SI 2</b> 16 to 18 year olds who are not in education training and employment (NEET)	6.7% (2005/06)	6.0% (unstretched)  5.8% (stretched)	5.7% (unstretched)  5.3% (stretched)	5.3% (unstretched)  4.8% (stretched)	Connexions Partnership*

All targets subject to negotiation

Legacy (Stretch) Indicators and Targets from 2007 LAA					
Indicator(s), including those from national indicator set (shown with a *)	Baseline (2006/07 unless otherwise indicated)	LAA Improvement Targets			Partners who have signed- up to the target and any which are acting as lead partner/s (shown with a *)
		07/08	08/09	09/10	
<b>SI 3</b> The number of supporting people service users who are supported to establish and maintain independent living aged 16 and over as measured by Communities and Local Government KPI A	4136 (2005/06)	4136 (unstretched)  4260 (stretched - 3% increase on the baseline)	4136 (unstretched)  4388 (stretched - 3% increase on 2007/08)	4136 (unstretched)  4520 (stretched - 3% increase on 2008/09)	Cumbria County Council*
<b>SI 4</b> Average length of waiting time for major adaptations supplied via disabled facilities grant from assessment by occupational therapist to work beginning, as defined by CSCI self assessment survey guidance adult social care 2006 - 2007	44 weeks (2005/06)	42 weeks (unstretched)  39 weeks (stretched)	42 weeks (unstretched)  34 weeks (stretched)	42 weeks (unstretched)  29 weeks (stretched)	Cumbria Housing Group*

All targets subject to negotiation

Legacy (Stretch) Indicators and Targets from 2007 LAA					
Indicator(s), including those from national indicator set (shown with a *)	Baseline (2006/07 unless otherwise indicated)	LAA Improvement Targets			Partners who have signed- up to the target and any which are acting as lead partner/s (shown with a *)
		07/08	08/09	09/10	
<b>SI 5</b> The number of people who have set a quit date and who are still not smoking at 4 weeks	2744 (2005/06) Based on 3 year average from 2003 - 2006	2771 (unstretched - 1% increase on baseline figures0  2826 (stretched - 2% increase on unstretched figure)	2799 (unstretched - 1% increase on 2007/08 figure)  2882 (stretched - 2% increase on 2007/08 stretched figure)	2827 (unstretched - 1% increase on 2008/09 figure)  2940 (stretched - 2% increase on 2008/09 stretched figure0	Cumbria Primary Care Trust*
<b>SI 6</b> Percentage of adult population (aged 16 or over) taking part in moderate intensity sport and recreation (including recreational walking) for 30 minutes 3 or more days per week, as measured by the Sport England Active People Survey 05-06	20.9% participation rate for Cumbria.  (Sport England national Active People survey 2005/06)	20.9% (unstretched)  22.2% (stretched 1.33 percentage point increase on baseline)	20.9% (unstretched)  23.5% (stretched - 2.66 percentage point increase on 07/08 )	20.9% (unstretched)  24.9% (stretched -4 percentage point increase on 08/09)	Cumbria County Council*

All targets subject to negotiation

Legacy (Stretch) Indicators and Targets from 2007 LAA					
Indicator(s), including those from national indicator set (shown with a *)	Baseline (2006/07 unless otherwise indicated)	LAA Improvement Targets			Partners who have signed- up to the target and any which are acting as lead partner/s (shown with a *)
		07/08	08/09	09/10	
<b>SI 7</b> The number of domestic violence incidents in Cumbria, as reported to Police	3900 (2005/06)	3998 (unstretched)	4096 (unstretched)	4194 (unstretched)  4485 (stretched)	Cumbria Constabulary / Domestic Violence Strategic Management Board (DVSMB)*
<b>SI 8</b> Increase the % of convictions for domestic violence related offences	61.7% (2005/06)	62% (unstretched)	62. 5% (unstretched)	63% unstretched)  65% (stretched) at the end of three years	Cumbria Constabulary / Domestic Violence Strategic Management Board*
<b>SI 9</b> The percentage of recorded domestic violence that are repeat incidents in the previous 12 months as reported to the police	37.4% (2005/06)	36.6% (unstretched)	35.8% (unstretched)	35% (unstretched)  32% (stretched)	Cumbria Constabulary / Domestic Violence Strategic Management Board*
<b>SI 10</b> The percentage of priority prolific offenders who re-offend within 12 months as measured by Cumbria Partnership Support data	1149	919	735	735	Crime & Disorder Reduction Partnerships*

All targets subject to negotiation

Legacy (Stretch) Indicators and Targets from 2007 LAA					
Indicator(s), including those from national indicator set (shown with a *)	Baseline (2006/07 unless otherwise indicated)	LAA Improvement Targets			Partners who have signed- up to the target and any which are acting as lead partner/s (shown with a *)
		07/08	08/09	09/10	
SI 11 The number of 1st time entrants to the Youth Justice System as outlined by the Youth Justice Board KPI 1	1189 (2005/06)	1153	1130	1082 (unstretched)  1011 (stretched)	Cumbria County Council - Youth Offending Service*
SI 12 The percentage of residents who strongly agree or agree that by working together, people in my neighbourhood can influence decisions that affect their neighbourhood as measured by the Cumbria Quality of Life Survey	51% (2006 Quality of Life Survey)  Confidence Interval (CI) 2.1%	51% (unstretched)  53% (stretched)	51% (unstretched)  55% (stretched)	51% (unstretched)  57% (stretched)	Cumbria County Council*



All targets subject to negotiation

Legacy (Stretch) Indicators and Targets from 2007 LAA					
Indicator(s), including those from national indicator set (shown with a *)	Baseline (2006/07 unless otherwise indicated)	LAA Improvement Targets			Partners who have signed- up to the target and any which are acting as lead partner/s (shown with a *)
		07/08	08/09	09/10	
SI 13 Number of deaths and injuries (excluding precautionary hospital admissions) arising from accidental fires in dwellings	170 people (cumulative 2003 - 2006)	6.6 per 100,000 population (unstretched)	5.57 per 100,000 population (unstretched)	84 people (cumulative 2007 - 2010) (unstretched)  77 people (cumulative 2007 - 2010) (stretched)	Cumbria Fire & Rescue Service*
SI 14 To hold the total number of KSIs in which a driver aged 16-20 was involved to a 5 year rolling average of 89 for years 2007, 2008 and 2009	89 (5 year average based on calendar years 2001 - 2005)			89 (unstretched)  85 (stretched)  (average per year over the period 2007, 2008 and 2009)	Cumbria Road Safety Partnership*

All targets subject to negotiation

Legacy (Stretch) Indicators and Targets from 2007 LAA					
Indicator(s), including those from national indicator set (shown with a *)	Baseline (2006/07 unless otherwise indicated)	LAA Improvement Targets			Partners who have signed- up to the target and any which are acting as lead partner/s (shown with a *)
		07/08	08/09	09/10	
SI 15 The percentage of household waste arising sent for recycling or composting	29.2% (2006/07 projection)	31.2% (unstretched)	33.6% (unstretched)	34.6% (unstretched)	Cumbria County Council*
		33% (stretched)	37% (stretched)	40% (stretched)	

## **APPENDIX 6: Cumbria Strategic Partnership Members**

Allerdale Borough Council  
Arts Council - North West  
Barrow Borough Council  
Carlisle City Council  
Carlisle LSP  
Chamber of Commerce and Industry  
Churches together in Cumbria  
Connexions Cumbria  
Copeland Borough Council  
Cumbria Association of Local Councils  
Cumbria Association of Councils for Voluntary Services  
Cumbria PCT  
Cumbria Sports  
Cumbria Community Foundation  
Cumbria Constabulary  
Cumbria Cultural Forum  
Cumbria Housing Group Partnership  
Cumbria Learning and Skills Council  
Cumbria Local Enterprise Agency  
Cumbria Police Authority  
Cumbria Rural Enterprise Agency(CREA)  
Cumbria Tourism  
Cumbria Vision Eden LSP  
Eden District Council  
Environment Agency  
Furness Partnership  
Further Education  
Government Office North West  
Higher Education  
Invest In Cumbria  
Job Centre Plus  
Lake District National Park  
National Probation Service  
National Trust  
Natural England  
North West Development Agency  
South Lakeland District Council  
South Lakeland LSP  
Sport England North West  
Voluntary Action Cumbria  
Youth Offending Service  
West Cumbria LSP  
West Lakes Renaissance