



















# National Indicators















**Report Author:** 1 Admin  
**Report Type:** PI Report  
**Generated on:** 24 July 2008















PI Status	
	This PI is significantly below target.
	This PI is slightly below target.
	This PI is on target.
	This PI cannot be calculated.
	This PI is a data-only PI.

PI Code & Short Name	Q1 2008/09 Value	Q2 2008/09 Value	Q3 2008/09 Value	Q4 2008/09 Value	2008/09 Target	Traffic Light Icon
BV109a NI 157a Processing of planning applications: Major applications	85.71%				65.00%	
BV109b NI 157b Processing of planning applications: Minor applications	80.82%				70.00%	
BV109c NI 157c Processing of planning applications: Other applications	91.84%				85.00%	
BV199d NI 196 Improved street and environmental cleanliness – fly tipping	111					

PI Code & Short Name	Q1 2008/09 Value	Q2 2008/09 Value	Q3 2008/09 Value	Q4 2008/09 Value	2008/09 Target	Traffic Light Icon
NI 1 % of people who believe people from different backgrounds get on well together in their local area	Information taken from the Place Survey which will be carried out in Autumn 08					
NI 2 % of people who feel that they belong to their neighbourhood	Information taken from the Place Survey which will be carried out in Autumn 08					
NI 3 Civic participation in the local area	Information taken from the Place Survey which will be carried out in Autumn 08					
QoL23 NI 4 % of people who feel they can influence decisions in their locality	Information taken from the Place Survey which will be carried out in Autumn 08					
NI 5 Overall/general satisfaction with local area	Information taken from the Place Survey which will be carried out in Autumn 08					
NI 6 Participation in regular volunteering	Information taken from the Place Survey which will be carried out in Autumn 08					
NI 8 Adult participation in sport and active recreation	Information taken from the Active Peoples Survey which will be carried out in October 08					
NI 10 Visits to museums and galleries	Information taken from the Place Survey which will be carried out in Autumn 08					
NI 14 Avoidable contact: the proportion of customer contact that is of low or no value to the customer	Data not required to be collected until October 08					
NI 17 Perceptions of anti-social behaviour	Information taken from the Place Survey which will be carried out in Autumn 08					
NI 21 Dealing with local concerns about anti-social behaviour and crime issues by the local council and police	Information taken from the Place Survey which will be carried out in Autumn 08					
NI 22 Perceptions of parents taking responsibility for the behaviour of their children in the area	Information taken from the Place Survey which will be carried out in Autumn 08					
NI 23 Perceptions that people in the area treat one another with respect and consideration	Information taken from the Place Survey which will be carried out in Autumn 08					

PI Code & Short Name	Q1 2008/09 Value	Q2 2008/09 Value	Q3 2008/09 Value	Q4 2008/09 Value	2008/09 Target	Traffic Light Icon
NI 27 Understanding of local concerns about anti-social behaviour and crime issues by the local council and police	Information taken from the Place Survey which will be carried out in Autumn 08					
NI 37 Awareness of civil protection arrangements in the local area	Information taken from the Place Survey which will be carried out in Autumn 08					
NI 41 Perceptions of drunk or rowdy behaviour as a problem	Information taken from the Place Survey which will be carried out in Autumn 08					
NI 42 Perceptions of drug use or drug dealing as a problem	Information taken from the Place Survey which will be carried out in Autumn 08					
NI 137 Healthy life expectancy at age 65	Information taken from the Place Survey which will be carried out in Autumn 08					
NI 138 Satisfaction of people over 65 with both home and neighbourhood	Information taken from the Place Survey which will be carried out in Autumn 08					
NI 139 The extent to which older people receive the support they need to live independently at home	Information taken from the Place Survey which will be carried out in Autumn 08					
NI 140 Fair treatment by local services	Information taken from the Place Survey which will be carried out in Autumn 08					
NI 154 Net additional homes provided	17				12	
NI 155 Number of affordable homes delivered (gross)	0				Target not yet set	
NI 156 Number of households living in temporary accommodation	5				2	
NI 159 Supply of ready to develop housing sites	65.0%				25.0%	
NI 170 Previously developed land that has been vacant or derelict for more than 5 years	5.60%				5.00%	
NI 179 Value for money – total net value of ongoing cash-releasing value for money gains that have impacted since the	Not due to report until October 08					

PI Code & Short Name	Q1 2008/09 Value	Q2 2008/09 Value	Q3 2008/09 Value	Q4 2008/09 Value	2008/09 Target	Traffic Light Icon
start of the 2008-09 financial year						
NI 180 The number of changes of circumstances which affect customers' HB/CTB entitlement within the year.	1819				1533	
NI 181 Time taken to process Housing Benefit/Council Tax Benefit new claims and change events	22.2				20.0	
NI 182 Satisfaction of business with local authority regulation services	Data currently being collected by Legal & Environmental Health					
NI 184 Food establishments in the area which are broadly compliant with food hygiene law	Data currently being collected					
NI 185 CO2 reduction from local authority operations	Work is on going to develop systems to capture the data. Baseline figure due December 08					
NI 187(i) Tackling fuel poverty – % of people receiving income based benefits living in homes with a low energy efficiency rating: (i) Low energy efficiency	Work is being progressed to set up a survey to capture this data					
NI 187(ii) Tackling fuel poverty – % of people receiving income based benefits living in homes with a low energy efficiency rating: (ii) High energy efficiency	Work is being progressed to set up a survey to capture this data					
NI 188 Planning to Adapt to Climate Change	A report is due to go to Executive in September detailing plans to sign up to the Nottingham Declaration					
NI 191 Residual household waste per household (kilograms)	149				232	
NI 192 Percentage of household waste sent for reuse, recycling and composting	35.93%				Target not yet set	
NI 193 Percentage of municipal waste land filled	66.03%				Target not yet set	
NI 194 Air quality – % reduction in NOx and primary PM10 emissions through local	Work is on going to develop systems to capture the data. Baseline figure due December 08					

PI Code & Short Name	Q1 2008/09 Value	Q2 2008/09 Value	Q3 2008/09 Value	Q4 2008/09 Value	2008/09 Target	Traffic Light Icon
authority's estate and operations						
NI 195a Improved street and environmental cleanliness (levels of litter, detritus, graffiti and fly posting): Litter	Figures to follow – first survey due to be completed at the end of July					
NI 195b Improved street and environmental cleanliness (levels of litter, detritus, graffiti and fly posting): Detritus	Figures to follow – first survey due to be completed at the end of July					
NI 195c Improved street and environmental cleanliness (levels of litter, detritus, graffiti and fly posting): Graffiti	Figures to follow – first survey due to be completed at the end of July					
NI 195d Improved street and environmental cleanliness (levels of litter, detritus, graffiti and fly posting): Fly-posting	Figures to follow – first survey due to be completed at the end of July					
NI 197 Improved Local Biodiversity – proportion of Local Sites where positive conservation management has been or is being implemented	Baseline figure due late Autumn 08					